

9 - 10 November  
 CIRCUIT RICARDO TORMO  
 FIM CEV REPSOL 2019

## FIM CEV REPSOL Valencia

9 - 10 November 2019

Laps: 17

Circuit de la C.Valenciana  
 Length: 4005 metros

### Results

### Race ETC

Pos.	N.	Rider	Team	Motorcycle	Nat.	Laps	Time	Best Lap	iL	Gap	Interval	Speed	Tyr.	Pt.	Cat.
1	24	ORTOLA,Iván	Angel Nieto Junior T	Honda	SPA	17	29:37,382	01:43,400	4			137,93	Du	25	
2	54	ALDEGUER,Fermín	Mugen Race J.T.	Honda	SPA	17	29:37,534	01:43,524	4	00:00,152	00:00,152	137,93	Du	20	
3	10	CRUCES,Adrián	T.T.Estrella Galicia	Honda	SPA	17	29:37,550	01:43,377	8	00:00,168	00:00,016	137,93	Du	16	
4	69	RUDA,Marcos	Cuna de Campeones	Honda	SPA	17	29:37,551	01:43,263	8	00:00,169	00:00,001	137,93	Du	13	
5	76	KELSO,Joel D.	Leopard Impala	Honda	AUS	17	29:37,838	01:43,403	8	00:00,456	00:00,287	137,93	Du	11	
6	95	RUEDA,José A.	T.T.Estrella Galicia	Honda	SPA	17	29:37,888	01:43,444	4	00:00,506	00:00,050	137,93	Du	10	
7	31	GARCIA,Roberto	MRE Talent	Honda	SPA	17	29:38,289	01:43,416	4	00:00,907	00:00,401	137,85	Du	9	
8	74	SAKO,Daijro	Cuna de Campeones	Honda	JPN	17	29:46,706	01:44,030	17	00:09,324	00:08,417	137,24	Du	8	
9	8	HUERTAS,Adrián	Ikono Laglisse Acade	Honda	SPA	17	29:47,990	01:43,966	4	00:10,608	00:01,284	137,16	Du	7	
10	7	MUÑOZ,Daniel	Oneforex Cardoso Sch	Honda	SPA	17	29:47,993	01:44,046	17	00:10,611	00:00,003	137,16	Du	6	
11	64	MUÑOZ,David	Jerez Andalucía M.T.	Honda	SPA	17	29:48,013	01:44,202	8	00:10,631	00:00,020	137,08	Du	5	
12	13	TAPIA,Marco	Leopard Impala J.T.	Honda	SPA	17	29:48,313	01:43,931	4	00:10,931	00:00,300	137,08	Du	4	
13	77	VOLPI,Mattia	SIC58 Squadra Corse	Honda	ITA	17	29:49,907	01:43,867	4	00:12,525	00:01,594	137,01	Du	3	
14	48	PLANQUES,Gabin	Larresport Bradol	Honda	FRA	17	29:49,910	01:44,034	9	00:12,528	00:00,003	137,01	Du	2	
15	38	RODRIGUEZ,Juan	Cuna de Campeones	Honda	SPA	17	29:53,459	01:44,037	4	00:16,077	00:03,549	136,7	Du	1	
16	22	ROUGE,Clément	Eq.France-Filière GP	Honda	FRA	17	29:53,534	01:44,342	13	00:16,152	00:00,075	136,7	Du		
17	50	MORELLI,Marco	Igax Team	Honda	SPA	17	30:06,522	01:43,937	4	00:29,140	00:12,988	135,72	Du		
18	6	GEIGER,Dirk	Kiefer Racing	Honda	GER	17	30:06,598	01:44,659	4	00:29,216	00:00,076	135,72	Du		
19	40	MILLAN,Hugo	Cuna de Campeones	Honda	SPA	17	30:08,247	01:44,641	14	00:30,865	00:01,649	135,57	Du		
20	78	MOGEDA,Daniel	F.A.Pérez-Larresport	Honda	SPA	17	30:10,068	01:45,166	17	00:32,686	00:01,821	135,42	Du		
21	44	DETTWILER,Noah	Team MTA-Dinoil	Honda	SWI	17	30:11,084	01:45,326	17	00:33,702	00:01,016	135,34	Du		
22	49	GARCIA,Julio	Jerez Andalucía M.T.	Honda	SPA	17	30:11,087	01:45,140	17	00:33,705	00:00,003	135,34	Du		
23	21	FALCONE,Vincent	TFC Racing	Honda	FRA	17	30:11,528	01:45,411	5	00:34,146	00:00,441	135,34	Du		
24	14	TORRECILLAS,Carlos	GTRT Spain Torrecill	Honda	SPA	17	30:11,530	01:45,144	2	00:34,148	00:00,002	135,34	Du		
25	90	HOSCIUC,Jacopo A.	Academy GP	Honda	ROU	17	30:11,643	01:45,267	7	00:34,261	00:00,113	135,34	Du		
26	19	KOFLER,Andreas	Team MTA Dinoil	Honda	AUT	17	30:12,211	01:45,391	2	00:34,829	00:00,568	135,27	Du		
27	29	VIÑALES,Dean B.	MVK D.Rivas T.T.	Honda	SPA	17	30:13,885	01:45,218	9	00:36,503	00:01,674	135,19	Du		
28	72	FALZONE,Mattia	SIC58 Squadra Corse	Honda	ITA	17	30:14,867	01:45,561	12	00:37,485	00:00,982	135,12	Du		
29	53	BULIK,Michal	Igax Team	Honda	SVK	17	30:15,729	01:45,343	7	00:38,347	00:00,862	135,04	Du		
30	4	MARIA,Kiko	Leopard Impala J.T.	Honda	POR	17	30:22,151	01:45,390	12	00:44,769	00:06,422	134,53	Du		
31	18	MOOR,Rossi	Mugen Race J.T.	Honda	USA	17	30:35,573	01:46,662	13	00:58,191	00:13,422	133,57	Du		
<b>Not Classified</b>															
.	92	MOREIRA,Diogo	T.T.Estrella Galicia	Honda	BRA	14	24:25,209	01:43,196	4	-3 Lap	-3 Lap	137,78	Du		
.	80	ALONSO,David	Angel Nieto Junior T	Honda	SPA	10	17:27,650	<b>01:43,050</b>	4	-7 Lap	-4 Lap	137,71	Du		
.	5	FELLON,Lorenzo	ZF GP School	Honda	FRA	10	17:27,716	01:43,416	4	-7 Lap	00:00,066	137,71	Du		
.	23	MILLAN,Alex	Hawkers Karbium Aro	Honda	SPA	9	16:17,603	01:45,125	6	-8 Lap	-1 Lap	132,82	Du		
.	41	FERNANDEZ,Eric	T.Grupo Machado	Honda	SPA	6	11:26,459	01:45,827	2	-11 Lap	-3 Lap	126,1	Du		
.	67	PALAZZI,Filippo M.	Mugen Race J.T.	Honda	ITA	4	07:07,795	01:44,039	3	-13 Lap	-2 Lap	135,06	Du		
.	84	Van Den GOORBERGH,ZTeam Superb	Honda	NED	2	03:36,871	01:44,610	2	-15 Lap	-2 Lap	133,5	Du			

# 69,7,48,49,14 penalty 1 position

Best Lap: Rider 80 - ALONSO,David - Time: 01:43,050 at 139,91 Km/h

Circuit de la C.Valenciana

Final Official

Provisional Official

Length: 4005 Hour: 12:00:00

JURY:

Hour:

C.of the Course:

Hour: 10/10/2019


C.Timekeeper:

Hour: 12:49:17



CRONOCIRCUIT: oscar.gutierrez@circuitvalencia.com





Circuit de la C. Valenciana

9 - 10 November 2019

Circuit de la C. Valenciana

Race ETC

LISTADO DEL CUADRANTE

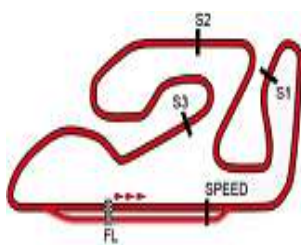
	V1	V2	V3	V4	V5	V6	V7	V8	V9	V10	V11	V12	V13	V14	V15	V16	V17
24 - ORTOLA,Iván	5	5	54	54	5	5	54	54	69	69	69	24	69	69	69	24	24
54 - ALDEGUER,Fermin	24	54	24	24	24	54	80	80	54	24	24	69	54	10	24	54	54
10 - CRUCES,Adrián	54	24	5	5	54	24	24	24	80	80	54	54	24	24	54	10	69
69 - RUDA,Marcos	92	69	69	69	80	80	5	5	24	92	76	92	76	54	10	69	10
76 - KELSO,Joel D.	95	95	80	80	69	92	92	69	5	5	10	76	10	76	76	95	76
95 - RUEDA, José A.	69	92	95	95	31	69	69	92	10	95	10	92	95	95	95	76	95
31 - GARCIA,Roberto	84	84	31	31	92	95	95	95	10	76	92	95	95	92	31	31	31
74 - SAKO,Dajiro	76	76	76	92	95	31	10	10	76	54	31	31	31	31	74	74	74
7 - MUÑOZ,Daniel	31	80	92	76	76	10	31	76	95	95	7	7	74	74	7	7	7
8 - HUERTAS,Adrián	80	31	10	10	10	76	76	31	31	31	8	8	8	8	77	64	8
64 - MUÑOZ,David	74	10	64	7	8	7	7	7	7	7	48	74	7	7	8	8	64
13 - TAPIA,Marco	10	64	7	8	7	8	8	64	64	48	64	64	64	64	48	13	13
48 - PLANQUES,Gabin	7	74	74	64	64	64	64	77	48	64	74	48	77	77	64	48	48
77 - VOLPI,Mattia	77	7	8	74	77	77	77	48	8	8	77	77	48	48	13	77	77
38 - RODRIGUEZ,Juan	64	8	67	77	74	74	48	8	77	74	13	13	13	13	38	22	38
22 - ROUGE,Clément	8	67	77	67	48	48	74	74	77	38	38	38	38	38	22	38	22
50 - MORELLI,Marco	23	50	48	50	13	13	13	13	13	22	22	22	22	6	6	50	50
6 - GEIGER,Dirk	48	77	50	48	22	22	22	22	22	6	6	6	6	50	50	6	6
40 - MILLAN,Hugo	67	23	22	13	6	6	38	38	38	38	40	40	50	50	40	40	40
78 - MOGEDA,Daniel	50	48	13	22	38	38	6	6	6	14	49	49	40	49	78	78	78
49 - GARCIA,Julio	22	22	6	6	14	40	40	49	14	40	49	14	40	49	14	49	49
44 - DETTWILER,Noah	6	13	14	38	40	21	21	21	49	14	44	44	14	14	78	44	44
14 - TORRECILLAS,Carlos	13	6	21	14	21	14	49	40	49	21	19	44	21	44	21	14	14
21 - FALCONE,Vincent	41	14	19	40	44	44	44	14	21	21	19	21	21	44	21	14	21
90 - HOSCIUC,Jacopo A.	21	41	38	21	49	49	14	44	44	44	90	50	78	78	19	90	90
19 - KOFLER,Andreas	14	21	40	44	19	19	19	90	90	19	53	90	90	19	90	19	19
29 - VIÑALES,Dean B.	38	19	41	19	90	90	90	78	78	90	78	53	19	53	53	29	29
72 - FALZONE,Mattia	19	40	44	49	78	78	78	19	19	78	50	78	53	90	29	72	72
53 - BULIK,Michal	40	44	49	90	53	53	53	53	53	29	29	29	29	29	72	53	53
4 - MARIA,Kiko	53	38	53	53	72	72	72	72	29	53	72	72	72	72	4	4	4
18 - MOOR,Rossi	44	53	78	78	29	29	29	29	72	72	4	4	4	4	18	18	18
92 - MOREIRA,Diogo	49	78	90	72	50	50	50	50	50	18	18	18	18				
80 - ALONSO,David	78	49	72	29	4	23	23	23	4	4							
5 - FELLON,Lorenzo	72	72	29	41	23	4	4	4	23P	18							
23 - MILLAN,Alex	18	90	18	4	18	18	18	18									
41 - FERNANDEZ,Eric	29	29	4	18	41	41P											
67 - PALAZZI,Filippo M.	90	18	23	23													
84 - Van Den GOORBERGH,Z.	4	4															

Presidente del Jurado

Director de Carrera

Cronometrador





Circuit de la C.Valenciana

9 - 10 November 2019

Circuit de la C.Valenciana

FIM CEV REPSOL Valencia

ANALYSIS / SECTORS Race ETC

4		MARIA,Kiko		Leopard Impala J.T.			
Lap Time		Sector 1	Sector 2	Sector 3	Sector 4	V.Max	Hour
1 FIRST LAP		00:35,379	00:29,103	00:25,215	00:29,432	153,19	12:03:11
2 01:47,623		00:24,863	00:28,126	00:25,146	00:29,488	195,77	12:04:58
3 01:47,665		00:25,358	00:28,155	00:24,855	00:29,297	<b>197,56</b>	12:06:46
4 01:46,356		00:24,746	00:27,940	00:24,455	00:29,215	192,86	12:08:32
5 01:47,464		00:25,046	00:28,729	00:24,385	00:29,304	187,83	12:10:20
6 01:47,011		00:24,821	00:28,026	00:24,438	00:29,726	187,83	12:12:07
7 01:46,122		00:24,682	00:27,969	00:24,245	00:29,226	187,83	12:13:53
8 01:45,722		00:24,609	00:27,750	00:24,227	00:29,136	187,83	12:15:39
9 01:45,479		00:24,632	00:27,805	00:24,073	00:28,969	188,92	12:17:24
10 01:45,480		<b>00:24,556</b>	00:27,683	<b>00:24,021</b>	00:29,220	190,03	12:19:10
11 01:49,531		00:24,743	00:27,873	00:27,493	00:29,422	188,37	12:20:59
12 <b>01:45,390</b>		00:24,722	00:27,690	00:24,113	<b>00:28,865</b>	186,74	12:22:45
13 01:45,816		00:24,651	00:27,902	00:24,123	00:29,140	187,28	12:24:30
14 01:45,890		00:24,752	00:27,718	00:24,240	00:29,180	187,83	12:26:16
15 01:45,892		00:24,713	00:27,857	00:24,183	00:29,139	188,37	12:28:02
16 01:45,748		00:24,849	<b>00:27,671</b>	00:24,190	00:29,038	185,67	12:29:48
17 01:45,833		00:24,742	00:27,777	00:24,210	00:29,104	187,83	12:31:34

5		FELLON,Lorenzo		ZF GP School			
Lap Time		Sector 1	Sector 2	Sector 3	Sector 4	V.Max	Hour
1 FIRST LAP		00:31,211	00:27,717	00:24,057	00:28,773	151,40	12:03:03
2 01:44,010		00:24,334	00:27,324	00:23,666	00:28,686	193,43	12:04:47
3 01:44,005		00:24,649	00:27,187	00:23,667	00:28,502	191,15	12:06:31
4 <b>01:43,416</b>		<b>00:24,325</b>	<b>00:26,987</b>	00:23,617	00:28,487	193,43	12:08:15
5 01:44,179		00:24,506	00:27,323	00:23,667	00:28,683	196,36	12:09:59
6 01:44,308		00:24,527	00:27,383	00:23,702	00:28,696	188,37	12:11:43
7 01:44,209		00:24,740	00:27,208	00:23,700	00:28,561	186,21	12:13:28
8 01:43,439		00:24,359	00:27,038	<b>00:23,591</b>	<b>00:28,451</b>	194,59	12:15:11
9 01:44,207		00:24,597	00:27,284	00:23,742	00:28,584	196,36	12:16:55
10 01:44,185		00:24,543	00:27,276	00:23,619	00:28,747	<b>196,96</b>	12:18:39

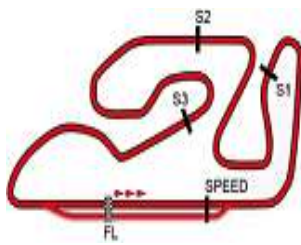
6		GEIGER,Dirk		Kiefer Racing			
Lap Time		Sector 1	Sector 2	Sector 3	Sector 4	V.Max	Hour
1 FIRST LAP		00:33,512	00:28,442	00:24,430	<b>00:28,761</b>	166,58	12:03:07
2 01:45,059		00:24,355	00:27,605	00:24,167	00:28,932	195,18	12:04:52
3 01:44,665		<b>00:24,276</b>	00:27,623	<b>00:23,888</b>	00:28,878	196,96	12:06:37
4 <b>01:44,659</b>		00:24,380	<b>00:27,519</b>	00:23,932	00:28,828	<b>198,77</b>	12:08:21
5 01:45,386		00:24,505	00:27,611	00:24,208	00:29,062	192,86	12:10:07
6 01:45,677		00:24,652	00:27,649	00:24,215	00:29,161	188,92	12:11:52
7 01:45,585		00:24,755	00:27,666	00:24,173	00:28,991	187,28	12:13:38
8 01:45,506		00:24,626	00:27,577	00:24,129	00:29,174	190,59	12:15:23
9 01:45,747		00:24,687	00:27,735	00:24,048	00:29,277	187,83	12:17:09
10 01:46,136		00:24,728	00:27,748	00:24,190	00:29,470	188,92	12:18:55
11 01:46,798		00:25,033	00:28,059	00:24,356	00:29,350	186,74	12:20:42
12 01:46,164		00:24,853	00:27,812	00:24,265	00:29,234	186,21	12:22:28
13 01:45,803		00:24,759	00:27,766	00:24,125	00:29,153	186,21	12:24:14
14 01:45,968		00:24,744	00:27,743	00:24,201	00:29,280	186,21	12:26:00
15 01:46,226		00:24,823	00:27,889	00:24,199	00:29,315	187,83	12:27:46
16 01:45,995		00:24,873	00:27,812	00:24,100	00:29,210	185,14	12:29:32
17 01:46,079		00:24,852	00:27,836	00:24,219	00:29,172	186,21	12:31:18

7		MUÑOZ,Daniel		Oneforex Cardoso Sch			
Lap Time		Sector 1	Sector 2	Sector 3	Sector 4	V.Max	Hour
1 FIRST LAP		00:32,643	00:28,134	00:24,145	<b>00:28,487</b>	158,05	12:03:05
2 01:45,187		00:24,381	00:28,111	00:24,106	00:28,589	198,77	12:04:50
3 01:44,252		00:24,336	00:27,362	00:23,807	00:28,747	194,59	12:06:35
4 01:44,079		<b>00:24,179</b>	00:27,272	00:23,892	00:28,736	<b>199,38</b>	12:08:19
5 01:45,123		00:24,785	00:27,597	00:23,794	00:28,947	190,03	12:10:04
6 01:44,942		00:24,391	00:27,617	00:23,928	00:29,006	191,15	12:11:49
7 01:44,402		00:24,464	00:27,301	00:23,838	00:28,799	188,92	12:13:33
8 01:44,428		00:24,398	00:27,329	00:23,864	00:28,837	191,15	12:15:18
9 01:44,118		00:24,309	00:27,306	<b>00:23,669</b>	00:28,834	191,15	12:17:02
10 01:44,614		00:24,409	00:27,320	00:23,874	00:29,011	191,15	12:18:46
11 01:45,006		00:24,518	00:27,514	00:24,012	00:28,962	190,59	12:20:31
12 01:44,290		00:24,472	00:27,311	00:23,832	00:28,675	190,03	12:22:16
13 01:45,316		00:24,799	00:27,560	00:24,142	00:28,815	191,72	12:24:01
14 01:44,628		00:24,544	00:27,304	00:23,970	00:28,810	196,96	12:25:45
15 01:44,698		00:24,303	00:27,544	00:23,955	00:28,896	198,17	12:27:30
16 01:44,351		00:24,819	<b>00:27,270</b>	00:23,723	00:28,539	188,92	12:29:15
17 <b>01:44,046</b>		00:24,348	00:27,341	00:23,772	00:28,585	195,18	12:30:59

8		HUERTAS,Adrián		Ikono Laglisse Acade			
Lap Time		Sector 1	Sector 2	Sector 3	Sector 4	V.Max	Hour
1 FIRST LAP		00:33,003	00:28,017	00:24,219	00:28,565	157,28	12:03:05
2 01:45,034		00:24,298	00:27,839	00:24,218	00:28,679	<b>202,50</b>	12:04:51
3 01:44,211		00:24,250	00:27,343	00:23,913	00:28,705	199,38	12:06:35
4 <b>01:43,966</b>		<b>00:24,227</b>	00:27,441	00:23,769	<b>00:28,529</b>	201,87	12:08:19
5 01:44,828		00:24,453	00:27,533	00:23,993	00:28,849	196,96	12:10:04
6 01:45,387		00:24,701	00:27,571	00:24,045	00:29,070	189,47	12:11:49
7 01:44,367		00:24,352	00:27,392	00:23,848	00:28,775	193,43	12:13:33
8 01:44,825		00:24,321	00:27,428	00:24,445	00:28,631	194,59	12:15:18
9 01:44,094		00:24,393	00:27,327	00:23,769	00:28,605	198,17	12:17:02
10 01:44,512		00:24,283	00:27,333	00:24,028	00:28,868	197,56	12:18:47
11 01:44,713		00:24,510	00:27,323	00:24,005	00:28,875	198,77	12:20:31
12 01:44,207		00:24,427	<b>00:27,318</b>	00:23,882	00:28,580	195,77	12:22:16
13 01:45,092		00:24,490	00:27,762	00:24,082	00:28,758	195,77	12:24:01
14 01:44,701		00:24,499	00:27,394	00:23,949	00:28,859	194,01	12:25:45
15 01:45,042		00:24,923	00:27,554	00:23,755	00:28,810	195,77	12:27:30
16 01:44,858		00:24,774	00:27,537	00:23,955	00:28,592	193,43	12:29:15
17 01:44,349		00:24,448	00:27,412	<b>00:23,737</b>	00:28,752	195,77	12:31:00

10		CRUCES,Adrián		T.T.Estrella Galicia			
Lap Time		Sector 1	Sector 2	Sector 3	Sector 4	V.Max	Hour
1 FIRST LAP		00:32,367	00:28,019	00:24,091	00:28,704	160,40	12:03:05
2 01:44,209		00:24,256	00:27,752	00:23,902	<b>00:28,299</b>	197,56	12:04:49
3 01:44,172		00:24,284	00:27,462	00:24,014	00:28,412	203,13	12:06:33
4 01:43,404		<b>00:24,043</b>	00:27,159	00:23,798	00:28,404	201,87	12:08:17
5 01:43,731		00:24,164	00:27,234	00:23,899	00:28,434	200,00	12:10:00
6 01:44,287		00:24,334	00:27,364	00:23,933	00:28,656	198,17	12:11:45
7 01:43,701		00:24,117	00:27,240	00:23,844	00:28,500	198,77	12:13:28
8 <b>01:43,377</b>		00:24,126	<b>00:27,153</b>	00:23,758	00:28,340	200,00	12:15:12
9 01:43,810		00:24,083	00:27,268	00:23,923	00:28,536	<b>203,77</b>	12:16:56
10 01:43,876		00:24,214	00:27,416	<b>00:23,751</b>	00:28,495	201,87	12:18:39
11 01:44,624		00:24,343	00:27,596	00:23,790	00:28,895	196,36	12:20:24
12 01:44,113		00:24,546	00:27,218	00:23,821	00:28,528	192,28	12:22:08
13 01:43,932		00:24,381	00:27,267	00:23,890	00:28,394	200,00	12:23:52
14 01:44,092		00:24,328	00:27,351	00:23,878	00:28,535	203,13	12:25:36
15 01:44,305		00:24,467	00:27,218	00:24,084	00:28,536	197,56	12:27:21
16 01:44,431		00:24,477	00:27,385	00:24,161	00:28,408	196,36	12:29:05
17 01:44,305		00:24,385	00:27,483	00:23,805	00:28,632	194,59	12:30:49





Circuit de la C.Valenciana

9 - 10 November 2019

Circuit de la C.Valenciana

FIM CEV REPSOL Valencia

ANALYSIS / SECTORS Race ETC

13		TAPIA,Marco		Leopard Impala J.T.			
		SPA		P.Vmax: 2		T. Ideal: 01:43,671	
Lap	Time	Sector 1	Sector 2	Sector 3	Sector 4	V.Max	Hour
1	FIRST LAP	00:33,615	00:28,903	00:24,376	00:28,754	167,01	12:03:07
2	01:44,539	<b>00:24,132</b>	00:27,610	00:24,016	00:28,781	199,38	12:04:52
3	01:44,628	00:24,428	00:27,946	00:23,812	<b>00:28,442</b>	198,77	12:06:37
4	<b>01:43,931</b>	00:24,272	00:27,456	<b>00:23,696</b>	00:28,507	198,77	12:08:20
5	01:44,705	00:24,550	00:27,551	00:23,857	00:28,747	199,38	12:10:05
6	01:44,584	00:24,293	00:27,527	00:24,041	00:28,723	197,56	12:11:50
7	01:44,443	00:24,369	00:27,462	00:24,042	00:28,570	200,00	12:13:34
8	01:44,247	00:24,177	00:27,602	00:23,994	00:28,474	203,13	12:15:18
9	01:44,486	00:24,392	00:27,578	00:23,815	00:28,701	199,38	12:17:03
10	01:44,554	00:24,518	00:27,414	00:23,799	00:28,823	196,36	12:18:47
11	01:44,500	00:24,205	<b>00:27,401</b>	00:24,119	00:28,775	197,56	12:20:32
12	01:44,542	00:24,730	00:27,484	00:23,838	00:28,490	199,38	12:22:16
13	01:44,895	00:24,527	00:27,606	00:24,151	00:28,611	195,77	12:24:01
14	01:44,662	00:24,531	00:27,585	00:23,881	00:28,665	197,56	12:25:46
15	01:44,791	00:24,529	00:27,761	00:23,992	00:28,509	<b>203,77</b>	12:27:31
16	01:44,554	00:24,721	00:27,536	00:23,780	00:28,517	202,50	12:29:15
17	01:44,604	00:24,599	00:27,424	00:23,943	00:28,638	198,17	12:31:00

14		TORRECILLAS,Carlos		GTRT Spain Torrecill			
		SPA		P.Vmax: 31		T. Ideal: 01:44,995	
Lap	Time	Sector 1	Sector 2	Sector 3	Sector 4	V.Max	Hour
1	FIRST LAP	00:33,718	00:28,906	00:24,329	00:29,146	159,61	12:03:08
2	<b>01:45,144</b>	<b>00:24,448</b>	00:27,653	00:24,146	<b>00:28,897</b>	<b>197,56</b>	12:04:53
3	01:45,825	00:24,500	00:27,870	00:24,157	00:29,298	190,03	12:06:39
4	01:46,010	00:24,673	00:27,825	00:24,296	00:29,216	188,37	12:08:25
5	01:45,946	00:24,829	00:27,782	00:24,153	00:29,182	188,92	12:10:11
6	01:46,311	00:24,829	00:28,071	00:24,133	00:29,278	186,21	12:11:57
7	01:47,556	00:24,684	00:29,000	00:24,720	00:29,152	188,37	12:13:45
8	01:45,393	00:24,558	<b>00:27,560</b>	00:24,331	00:28,944	195,77	12:15:30
9	01:45,706	00:24,515	00:27,685	00:24,226	00:29,280	194,59	12:17:16
10	01:46,217	00:24,892	00:27,816	00:24,297	00:29,212	187,83	12:19:02
11	01:45,833	00:24,709	00:27,784	00:24,223	00:29,117	188,92	12:20:48
12	01:45,677	00:24,849	00:27,674	<b>00:24,090</b>	00:29,064	187,83	12:22:33
13	01:45,780	00:24,694	00:27,801	00:24,330	00:28,955	191,15	12:24:19
14	01:46,255	00:25,193	00:27,813	00:24,192	00:29,057	<b>197,56</b>	12:26:05
15	01:45,837	00:24,923	00:27,821	00:24,105	00:28,988	193,43	12:27:51
16	01:46,333	00:24,764	00:28,093	00:24,352	00:29,124	190,59	12:29:38
17	01:45,490	00:24,639	00:27,665	00:24,251	00:28,935	195,77	12:31:23

18		MOOR,Rossi		Mugen Race J.T.			
		USA		P.Vmax: 35		T. Ideal: 01:46,255	
Lap	Time	Sector 1	Sector 2	Sector 3	Sector 4	V.Max	Hour
1	FIRST LAP	00:34,319	00:29,204	00:25,002	00:29,600	166,58	12:03:10
2	01:48,438	00:25,088	00:28,817	00:24,939	00:29,594	<b>196,36</b>	12:04:58
3	01:47,830	00:25,266	00:28,327	00:24,769	00:29,468	190,03	12:06:46
4	01:47,503	00:25,016	00:28,069	00:24,778	00:29,640	189,47	12:08:34
5	01:47,976	00:25,344	00:28,387	00:24,993	00:29,252	189,47	12:10:22
6	01:47,691	00:25,210	00:28,178	00:24,722	00:29,581	190,03	12:12:09
7	01:47,037	00:25,132	00:27,979	00:24,612	00:29,314	187,83	12:13:56
8	01:47,232	00:24,947	00:27,950	00:24,752	00:29,583	190,03	12:15:44
9	01:46,778	<b>00:24,893</b>	00:27,965	00:24,547	00:29,373	189,47	12:17:30
10	01:47,180	00:25,060	00:27,913	00:24,672	00:29,535	190,59	12:19:17
11	01:47,618	00:25,166	00:28,130	00:24,681	00:29,641	188,92	12:21:05
12	01:46,783	00:25,098	00:27,961	00:24,550	<b>00:29,174</b>	186,21	12:22:52
13	<b>01:46,662</b>	00:25,216	<b>00:27,884</b>	<b>00:24,304</b>	00:29,258	188,37	12:24:39

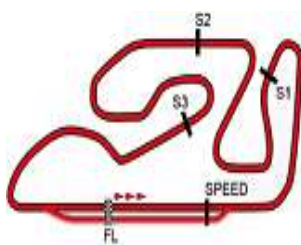
14	01:47,058	00:25,106	00:27,936	00:24,677	00:29,339	190,03	12:26:26
15	01:47,200	00:25,055	00:28,053	00:24,678	00:29,414	187,28	12:28:13
16	01:47,108	00:25,205	00:28,098	00:24,554	00:29,251	188,37	12:30:00
17	01:47,354	00:25,194	00:27,977	00:24,736	00:29,447	188,37	12:31:47

19		KOFLER,Andreas		Team MTA Dainoil			
		AUT		P.Vmax: 22		T. Ideal: 01:44,811	
Lap	Time	Sector 1	Sector 2	Sector 3	Sector 4	V.Max	Hour
1	FIRST LAP	00:33,536	00:29,356	00:24,606	00:29,119	162,41	12:03:08
2	<b>01:45,391</b>	<b>00:24,362</b>	00:27,866	00:24,150	00:29,013	<b>199,38</b>	12:04:54
3	01:46,446	00:24,626	00:27,696	00:24,692	00:29,432	193,43	12:06:40
4	01:46,253	00:25,046	00:28,135	<b>00:24,071</b>	00:29,001	186,21	12:08:26
5	01:46,282	00:24,563	00:27,708	00:24,360	00:29,651	194,59	12:10:13
6	01:46,117	00:24,738	00:27,794	00:24,253	00:29,332	190,03	12:11:59
7	01:46,023	00:24,502	00:27,785	00:24,633	00:29,103	190,03	12:13:45
8	01:46,613	00:24,699	00:28,430	00:24,359	00:29,125	196,36	12:15:31
9	01:45,848	00:24,748	00:27,767	00:24,224	00:29,109	194,01	12:17:17
10	01:45,714	00:24,424	<b>00:27,494</b>	00:24,279	00:29,517	194,01	12:19:03
11	01:45,480	00:24,571	00:27,693	00:24,332	<b>00:28,884</b>	194,01	12:20:48
12	01:45,528	00:24,525	00:27,728	00:24,187	00:29,088	192,86	12:22:34
13	01:46,533	00:25,473	00:27,708	00:24,318	00:29,034	190,59	12:24:21
14	01:45,738	00:24,593	00:27,783	00:24,194	00:29,168	190,59	12:26:06
15	01:46,125	00:24,788	00:27,744	00:24,346	00:29,247	196,36	12:27:52
16	01:45,840	00:24,760	00:27,806	00:24,202	00:29,072	192,86	12:29:38
17	01:45,663	00:24,630	00:27,637	00:24,268	00:29,128	195,77	12:31:24

21		FALCONE,Vincent		TFC Racing			
		FRA		P.Vmax: 38		T. Ideal: 01:44,942	
Lap	Time	Sector 1	Sector 2	Sector 3	Sector 4	V.Max	Hour
1	FIRST LAP	00:33,305	00:29,455	00:24,489	00:28,805	159,61	12:03:08
2	01:45,451	00:24,724	00:27,770	00:24,173	<b>00:28,784</b>	<b>195,77</b>	12:04:53
3	01:46,936	00:24,799	00:27,934	00:25,035	00:29,168	188,37	12:06:40
4	01:45,504	00:24,914	00:27,648	<b>00:24,006</b>	00:28,936	187,28	12:08:26
5	<b>01:45,411</b>	00:24,702	00:27,614	00:24,152	00:28,943	189,47	12:10:11
6	01:45,930	<b>00:24,625</b>	00:27,871	00:24,461	00:28,973	187,28	12:11:57
7	01:46,884	00:24,908	00:28,390	00:24,517	00:29,069	186,21	12:13:44
8	01:46,016	00:24,929	00:27,730	00:24,291	00:29,066	185,14	12:15:30
9	01:46,144	00:24,811	00:27,872	00:24,339	00:29,122	186,74	12:17:16
10	01:46,674	00:25,116	00:27,792	00:24,385	00:29,381	185,14	12:19:03
11	01:45,723	00:24,954	00:27,716	00:24,034	00:29,019	185,67	12:20:48
12	01:45,700	00:25,038	00:27,672	00:24,185	00:28,805	189,47	12:22:34
13	01:45,830	00:24,988	00:27,641	00:24,208	00:28,993	190,59	12:24:20
14	01:45,732	00:24,687	00:28,035	00:24,133	00:28,877	188,37	12:26:06
15	01:46,214	00:25,189	00:27,776	00:24,176	00:29,073	190,03	12:27:52
16	01:45,567	00:24,735	00:27,708	00:24,048	00:29,076	187,28	12:29:37
17	01:45,758	00:24,971	<b>00:27,527</b>	00:24,277	00:28,983	189,47	12:31:23

22		ROUGE,Clément		Eq.France-Filière GP			
		FRA		P.Vmax: 18		T. Ideal: 01:44,064	
Lap	Time	Sector 1	Sector 2	Sector 3	Sector 4	V.Max	Hour
1	FIRST LAP	00:33,306	00:28,466	00:24,286	00:28,808	158,82	12:03:07
2	01:45,222	00:24,258	00:27,722	00:24,062	00:29,180	198,77	12:04:52
3	01:44,678	00:24,257	00:27,616	00:23,866	00:28,939	<b>200,62</b>	12:06:36
4	01:44,440	<b>00:24,128</b>	00:27,506	00:23,963	00:28,843	198,77	12:08:21
5	01:45,398	00:24,572	00:27,733	00:24,154	00:28,939	194,59	12:10:06
6	01:44,981	00:24,518	00:27,537	00:24,069	00:28,857	189,47	12:11:51
7	01:44,722	00:24,411	00:27,479	00:23,962	00:28,870	190,03	12:13:36
8	01:44,696	00:24,324	00:27,426	00:23,978	00:28,968	192,28	12:15:21
9	01:44,711	00:24,345	00:27,455	00:23,897	00:29,014	190,59	12:17:05





Circuit de la C. Valenciana

9 - 10 November 2019

Circuit de la C. Valenciana

FIM CEV REPSOL Valencia

ANALYSIS / SECTORS Race ETC

10	01:45,021	00:24,451	00:27,524	00:23,887	00:29,159	192,28	12:18:50
11	01:45,498	00:25,154	00:27,599	00:23,854	00:28,891	190,59	12:20:36
12	01:44,388	00:24,320	<b>00:27,349</b>	00:23,936	<b>00:28,783</b>	192,28	12:22:20
13	<b>01:44,342</b>	00:24,276	00:27,413	<b>00:23,804</b>	00:28,849	192,86	12:24:05
14	01:44,630	00:24,356	00:27,415	00:23,866	00:28,993	192,86	12:25:49
15	01:44,997	00:24,591	00:27,515	00:23,917	00:28,974	195,77	12:27:34
16	01:45,370	00:24,679	00:27,575	00:23,967	00:29,149	193,43	12:29:20
17	01:45,574	00:24,552	00:27,660	00:24,333	00:29,029	190,03	12:31:05

14	01:46,184	00:24,785	00:27,766	00:24,350	00:29,283	191,72	12:26:07
15	01:45,922	00:24,847	00:27,628	00:24,302	00:29,145	192,28	12:27:53
16	01:45,872	00:24,672	00:27,663	00:24,268	00:29,269	191,15	12:29:39
17	01:46,531	00:24,661	00:27,864	00:24,497	00:29,509	190,03	12:31:26

<b>23</b>	<b>MILLAN,Alex</b>	Hawkers Karbium Aro				
	SPA	P.Vmax: 15 T. Ideal: 01:44,449				
Lap Time	Sector 1	Sector 2	Sector 3	Sector 4	V.Max	Hour
1 FIRST LAP	00:32,678	00:28,446	00:24,280	<b>00:28,569</b>	154,65	12:03:06
2	01:45,841	<b>00:24,293</b>	00:27,973	00:24,391	00:29,184	<b>201,24</b> 12:04:52
3	01:58,571	00:35,078	00:29,777	00:24,349	00:29,367	199,38 12:06:50
4	01:45,595	00:24,629	00:27,780	00:24,084	00:29,102	191,15 12:08:36
5	01:45,576	00:24,677	00:27,639	00:24,194	00:29,066	189,47 12:10:21
6	<b>01:45,125</b>	00:24,548	<b>00:27,559</b>	00:24,049	00:28,969	188,92 12:12:06
7	01:45,213	00:24,630	00:27,648	<b>00:24,028</b>	00:28,907	188,37 12:13:52
8	01:45,175	00:24,479	00:27,647	00:24,055	00:28,994	191,15 12:15:37
9 PIT	00:24,723	00:27,789	00:24,253	00:35,769	186,74	12:17:29

<b>31</b>	<b>GARCIA,Roberto</b>	MRE Talent				
	SPA	P.Vmax: 15 T. Ideal: 01:43,148				
Lap Time	Sector 1	Sector 2	Sector 3	Sector 4	V.Max	Hour
1 FIRST LAP	00:32,141	00:27,902	00:24,156	<b>00:28,355</b>	149,31	12:03:04
2	01:44,643	00:24,682	00:27,504	00:23,825	00:28,632	<b>201,24</b> 12:04:49
3	01:43,736	00:24,264	00:27,555	<b>00:23,531</b>	00:28,386	<b>201,24</b> 12:06:33
4	<b>01:43,416</b>	00:24,307	00:27,141	00:23,613	<b>00:28,355</b>	<b>201,24</b> 12:08:16
5	01:43,822	00:24,353	00:27,244	00:23,750	00:28,475	195,77 12:10:00
6	01:44,763	00:24,463	00:27,656	00:23,883	00:28,761	196,36 12:11:45
7	01:43,961	00:24,316	00:27,327	00:23,807	00:28,511	198,77 12:13:29
8	01:43,443	<b>00:24,181</b>	<b>00:27,081</b>	00:23,754	00:28,427	199,38 12:15:12
9	01:44,196	00:24,217	00:27,291	00:23,859	00:28,829	196,96 12:16:56
10	01:43,915	00:24,225	00:27,285	00:23,852	00:28,553	198,77 12:18:40
11	01:44,274	00:24,193	00:27,550	00:24,092	00:28,439	199,38 12:20:24
12	01:44,246	00:24,493	00:27,320	00:23,865	00:28,568	196,96 12:22:09
13	01:43,986	00:24,277	00:27,348	00:23,896	00:28,465	196,36 12:23:53
14	01:44,489	00:24,406	00:27,444	00:24,067	00:28,572	196,96 12:25:37
15	01:44,556	00:24,356	00:27,213	00:23,897	00:29,090	199,38 12:27:22
16	01:44,371	00:24,655	00:27,344	00:23,801	00:28,571	187,28 12:29:06
17	01:43,918	00:24,249	00:27,304	00:23,864	00:28,501	195,77 12:30:50

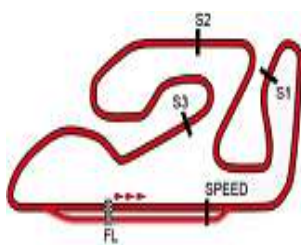
<b>24</b>	<b>ORTOLA,Iván</b>	Angel Nieto Junior T				
	SPA	P.Vmax: 18 T. Ideal: 01:43,237				
Lap Time	Sector 1	Sector 2	Sector 3	Sector 4	V.Max	Hour
1 FIRST LAP	00:30,972	00:27,706	00:24,249	00:28,850	147,61	12:03:03
2	01:44,170	00:24,530	00:27,318	00:23,831	00:28,491	192,86 12:04:48
3	01:43,789	00:24,270	00:27,147	00:23,618	00:28,754	<b>200,62</b> 12:06:31
4	<b>01:43,400</b>	<b>00:24,157</b>	<b>00:27,085</b>	<b>00:23,600</b>	00:28,558	193,43 12:08:15
5	01:44,361	00:24,327	00:27,533	00:23,880	00:28,621	195,77 12:09:59
6	01:44,305	00:24,648	00:27,267	00:23,995	<b>00:28,395</b>	188,37 12:11:43
7	01:44,056	00:24,410	00:27,282	00:23,752	00:28,612	194,01 12:13:28
8	01:43,400	00:24,204	00:27,099	00:23,625	00:28,472	193,43 12:15:11
9	01:44,236	00:24,553	00:27,213	00:23,870	00:28,600	194,59 12:16:55
10	01:43,825	00:24,250	00:27,151	00:23,819	00:28,605	198,77 12:18:39
11	01:44,382	00:24,588	00:27,373	00:23,882	00:28,539	192,86 12:20:23
12	01:44,322	00:24,417	00:27,288	00:23,905	00:28,712	195,18 12:22:08
13	01:44,205	00:24,659	00:27,214	00:23,844	00:28,488	189,47 12:23:52
14	01:44,411	00:24,603	00:27,338	00:23,949	00:28,521	198,17 12:25:36
15	01:43,916	00:24,159	00:27,309	00:23,910	00:28,538	200,00 12:27:20
16	01:44,597	00:24,446	00:27,545	00:23,865	00:28,741	192,28 12:29:05
17	01:44,230	00:24,554	00:27,232	00:23,771	00:28,673	187,83 12:30:49

<b>38</b>	<b>RODRIGUEZ,Juan</b>	Cuna de Campeones				
	SPA	P.Vmax: 35 T. Ideal: 01:43,746				
Lap Time	Sector 1	Sector 2	Sector 3	Sector 4	V.Max	Hour
1 FIRST LAP	00:33,263	00:29,032	00:24,444	00:29,786	150,35	12:03:08
2	01:46,949	00:24,984	00:28,114	00:24,595	00:29,256	193,43 12:04:55
3	01:45,075	00:24,552	00:27,673	00:23,821	00:29,029	<b>196,36</b> 12:06:40
4	<b>01:44,037</b>	<b>00:24,135</b>	<b>00:27,084</b>	00:24,003	00:28,815	192,86 12:08:24
5	01:44,385	00:24,496	00:27,265	00:23,817	00:28,807	191,15 12:10:09
6	01:44,540	00:24,523	00:27,313	00:23,778	00:28,926	190,59 12:11:53
7	01:44,209	00:24,349	00:27,277	<b>00:23,726</b>	00:28,857	191,72 12:13:37
8	01:44,286	00:24,375	00:27,238	00:23,820	00:28,853	192,28 12:15:22
9	01:44,276	00:24,371	00:27,352	00:23,730	00:28,823	192,28 12:17:06
10	01:44,576	00:24,294	00:27,325	00:23,897	00:29,060	192,86 12:18:51
11	01:44,497	00:24,355	00:27,478	00:23,783	00:28,881	195,18 12:20:35
12	01:44,579	00:24,528	00:27,349	00:23,901	<b>00:28,801</b>	191,72 12:22:20
13	01:44,620	00:24,472	00:27,422	00:23,813	00:28,913	191,15 12:24:04
14	01:44,873	00:24,485	00:27,454	00:23,843	00:29,091	190,59 12:25:49
15	01:44,949	00:24,525	00:27,587	00:23,792	00:29,045	191,72 12:27:34
16	01:45,812	00:24,766	00:27,528	00:24,004	00:29,514	189,47 12:29:20
17	01:45,271	00:24,500	00:27,558	00:24,097	00:29,116	191,15 12:31:05

<b>29</b>	<b>VIÑALES,Dean B.</b>	MVK D.Rivas T.T.				
	SPA	P.Vmax: 31 T. Ideal: 01:45,098				
Lap Time	Sector 1	Sector 2	Sector 3	Sector 4	V.Max	Hour
1 FIRST LAP	00:34,721	00:29,207	00:25,229	00:29,179	166,15	12:03:10
2	01:46,398	00:24,748	00:27,961	00:24,546	00:29,143	<b>197,56</b> 12:04:56
3	01:45,776	00:24,639	00:27,686	00:24,478	00:28,973	194,01 12:06:42
4	01:46,764	<b>00:24,378</b>	00:28,322	00:24,861	00:29,203	195,77 12:08:29
5	01:46,112	00:24,748	00:27,810	00:24,450	00:29,104	191,15 12:10:15
6	01:45,854	00:24,654	00:27,595	00:24,419	00:29,186	191,15 12:12:01
7	01:45,727	00:24,574	00:27,680	00:24,342	00:29,131	190,59 12:13:47
8	01:45,713	00:24,548	00:27,755	00:24,337	00:29,073	191,72 12:15:32
9	<b>01:45,218</b>	00:24,417	00:27,544	<b>00:24,253</b>	00:29,004	193,43 12:17:18
10	01:45,809	00:24,404	<b>00:27,537</b>	00:24,524	00:29,344	195,18 12:19:03
11	01:46,207	00:25,065	00:27,672	00:24,540	<b>00:28,930</b>	189,47 12:20:50
12	01:45,566	00:24,459	00:27,741	00:24,322	00:29,044	194,59 12:22:35
13	01:45,896	00:24,630	00:27,831	00:24,380	00:29,055	192,28 12:24:21

<b>40</b>	<b>MILLAN,Hugo</b>	Cuna de Campeones				
	SPA	P.Vmax: 22 T. Ideal: 01:44,387				
Lap Time	Sector 1	Sector 2	Sector 3	Sector 4	V.Max	Hour
1 FIRST LAP	00:33,931	00:29,136	00:24,733	00:28,930	160,00	12:03:08
2	01:46,378	00:24,463	00:27,815	00:25,020	00:29,080	<b>199,38</b> 12:04:55
3	01:45,511	00:24,522	00:27,521	00:24,429	00:29,039	191,15 12:06:40
4	01:44,935	<b>00:24,279</b>	00:27,481	00:23,995	00:29,180	194,59 12:08:25
5	01:45,482	00:24,613	00:27,588	00:24,246	00:29,035	190,03 12:10:11
6	01:46,027	00:24,700	00:27,936	00:24,150	00:29,241	186,74 12:11:57
7	01:47,012	00:25,039	00:28,437	00:24,482	00:29,054	186,21 12:13:44
8	01:46,156	00:25,240	00:27,594	00:24,043	00:29,279	187,83 12:15:30
9	01:46,040	00:24,947	00:27,791	00:24,093	00:29,209	193,43 12:17:16





Circuit de la C. Valenciana

9 - 10 November 2019

Circuit de la C. Valenciana

FIM CEV REPSOL Valencia

ANALYSIS / SECTORS Race ETC

10	01:45,653	00:24,831	00:27,607	00:24,020	00:29,195	194,01	12:19:02
11	01:45,694	00:24,825	00:27,630	00:24,002	00:29,237	186,74	12:20:47
12	01:45,795	00:24,859	00:27,649	00:24,073	00:29,214	185,67	12:22:33
13	01:46,035	00:24,908	00:27,720	00:24,269	00:29,138	187,83	12:24:19
14	<b>01:44,641</b>	00:24,461	<b>00:27,353</b>	<b>00:23,917</b>	<b>00:28,910</b>	196,96	12:26:04
15	01:44,888	00:24,556	00:27,509	<b>00:23,845</b>	00:28,978	191,15	12:27:49
16	01:44,872	00:24,454	00:27,529	00:23,885	00:29,004	190,59	12:29:34
17	01:46,398	00:25,607	00:27,550	00:24,043	00:29,198	190,59	12:31:20

<b>41</b>	<b>FERNANDEZ, Eric</b>	T. Grupo Machado				
	SPA	P.Vmax: 35 T. Ideal: 01:45,635				

Lap	Time	Sector 1	Sector 2	Sector 3	Sector 4	V.Max	Hour
1	FIRST LAP	00:33,156	00:28,593	00:24,764	<b>00:29,160</b>	153,92	12:03:07
2	<b>01:45,827</b>	<b>00:24,436</b>	<b>00:27,883</b>	<b>00:24,156</b>	00:29,352	<b>196,36</b>	12:04:53
3	01:47,307	00:24,736	00:28,040	00:24,642	00:29,889	188,37	12:06:40
4	01:50,274	00:25,224	00:29,032	00:25,356	00:30,662	190,59	12:08:31
5	01:59,194	00:26,667	00:30,457	00:27,329	00:34,741	174,66	12:10:30
6	PIT	00:29,254	00:32,068	00:27,255	00:39,607	144,32	12:12:38

<b>44</b>	<b>DETTWILER, Noah</b>	Team MTA-Dinoil				
	SWI	P.Vmax: 15 T. Ideal: 01:45,203				

Lap	Time	Sector 1	Sector 2	Sector 3	Sector 4	V.Max	Hour
1	FIRST LAP	00:34,152	00:29,208	00:24,734	00:29,048	162,81	12:03:09
2	01:46,160	00:24,708	00:27,853	00:24,331	00:29,268	200,00	12:04:55
3	01:45,806	00:24,612	00:27,844	00:24,351	<b>00:28,999</b>	197,56	12:06:41
4	01:45,446	00:24,607	00:27,761	<b>00:24,045</b>	00:29,033	<b>201,24</b>	12:08:26
5	01:46,140	<b>00:24,521</b>	00:27,779	00:24,265	00:29,575	193,43	12:10:12
6	01:45,826	00:24,544	00:27,760	00:24,194	00:29,328	191,15	12:11:58
7	01:46,289	00:24,685	00:27,928	00:24,548	00:29,128	191,15	12:13:45
8	01:46,414	00:24,839	00:27,938	00:24,226	00:29,411	195,77	12:15:31
9	01:45,446	00:24,640	<b>00:27,638</b>	00:24,166	00:29,002	192,28	12:17:16
10	01:46,440	00:24,611	00:27,827	00:24,428	00:29,574	195,77	12:19:03
11	01:45,456	00:24,577	00:27,771	00:24,072	00:29,036	194,01	12:20:48
12	01:45,728	00:24,571	00:27,716	00:24,236	00:29,205	194,01	12:22:34
13	01:45,658	00:24,712	00:27,730	00:24,153	00:29,063	190,59	12:24:20
14	01:46,106	00:24,864	00:27,947	00:24,226	00:29,069	194,59	12:26:06
15	01:45,888	00:24,797	00:27,791	00:24,249	00:29,051	194,01	12:27:52
16	01:45,813	00:24,614	00:27,717	00:24,334	00:29,148	192,86	12:29:37
17	<b>01:45,326</b>	00:24,598	00:27,640	00:24,074	00:29,014	191,72	12:31:23

<b>48</b>	<b>PLANQUES, Gabin</b>	Larresport Bradol				
	FRA	P.Vmax: 6 T. Ideal: 01:43,831				

Lap	Time	Sector 1	Sector 2	Sector 3	Sector 4	V.Max	Hour
1	FIRST LAP	00:32,455	00:28,480	00:24,626	00:28,600	160,40	12:03:06
2	01:45,819	00:24,251	00:28,233	00:24,454	00:28,881	202,50	12:04:52
3	01:44,420	00:24,265	00:27,555	<b>00:23,780</b>	00:28,820	<b>203,13</b>	12:06:36
4	01:44,255	00:24,277	00:27,351	00:23,843	00:28,784	195,77	12:08:20
5	01:44,613	00:24,425	00:27,497	00:23,870	00:28,821	197,56	12:10:05
6	01:44,703	00:24,280	00:27,537	00:24,055	00:28,831	193,43	12:11:50
7	01:44,213	<b>00:24,165</b>	00:27,429	00:24,025	<b>00:28,594</b>	198,77	12:13:34
8	01:44,100	00:24,187	00:27,315	00:23,973	00:28,625	201,24	12:15:18
9	<b>01:44,034</b>	00:24,222	<b>00:27,292</b>	00:23,916	00:28,604	194,59	12:17:02
10	01:44,344	00:24,410	<b>00:27,292</b>	00:23,826	00:28,816	194,01	12:18:46
11	01:45,128	00:24,196	00:27,875	00:24,239	00:28,818	196,96	12:20:31
12	01:44,736	00:24,813	00:27,448	00:23,843	00:28,632	191,15	12:22:16
13	01:45,087	00:24,556	00:27,481	00:24,329	00:28,721	200,62	12:24:01
14	01:44,591	00:24,480	00:27,414	00:23,977	00:28,720	200,62	12:25:46
15	01:44,601	00:24,430	00:27,520	00:24,011	00:28,640	202,50	12:27:30
16	01:45,261	00:24,941	00:27,696	00:23,935	00:28,689	196,36	12:29:16

17	01:44,511	00:24,318	00:27,440	00:23,943	00:28,810	197,56	12:31:00
----	-----------	-----------	-----------	-----------	-----------	--------	----------

<b>49</b>	<b>GARCIA, Julio</b>	Jerez Andalucía M.T.				
	SPA	P.Vmax: 22 T. Ideal: 01:44,992				

Lap	Time	Sector 1	Sector 2	Sector 3	Sector 4	V.Max	Hour
1	FIRST LAP	00:33,948	00:29,292	00:25,036	00:29,114	162,41	12:03:09
2	01:46,467	00:24,742	00:28,211	00:24,463	00:29,051	<b>199,38</b>	12:04:56
3	01:45,658	00:24,624	00:27,941	00:24,138	00:28,955	197,56	12:06:41
4	01:45,919	00:24,594	00:28,053	00:24,143	00:29,129	198,17	12:08:27
5	01:45,520	00:24,621	00:27,671	00:24,163	00:29,065	191,72	12:10:13
6	01:45,594	00:24,507	00:27,637	00:24,215	00:29,235	191,15	12:11:58
7	01:45,722	00:24,563	00:27,784	00:24,385	00:28,990	190,59	12:13:44
8	01:45,725	00:24,650	00:27,709	00:24,187	00:29,179	194,01	12:15:30
9	01:46,225	00:24,899	00:27,814	00:24,226	00:29,286	189,47	12:17:16
10	01:46,050	00:24,772	00:27,902	00:24,338	00:29,038	192,86	12:19:02
11	01:45,815	00:24,830	00:27,772	00:24,262	00:28,951	190,03	12:20:48
12	01:45,446	00:24,686	<b>00:27,594</b>	00:24,165	00:29,001	190,03	12:22:33
13	01:45,857	00:24,646	00:27,806	00:24,188	00:29,217	190,59	12:24:19
14	01:46,246	00:25,263	00:27,705	00:24,194	00:29,084	195,18	12:26:05
15	01:45,805	00:24,902	00:27,703	<b>00:24,042</b>	00:29,158	190,03	12:27:51
16	01:45,856	00:24,782	00:27,967	00:24,146	00:28,961	188,37	12:29:37
17	<b>01:45,140</b>	<b>00:24,502</b>	00:27,650	00:24,134	<b>00:28,854</b>	191,72	12:31:22

<b>50</b>	<b>MORELLI, Marco</b>	Igax Team				
	SPA	P.Vmax: 9 T. Ideal: 01:43,877				

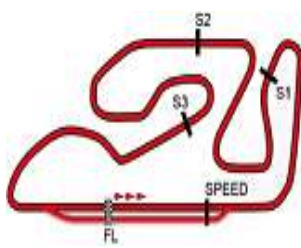
Lap	Time	Sector 1	Sector 2	Sector 3	Sector 4	V.Max	Hour
1	FIRST LAP	00:32,777	00:28,685	00:24,505	<b>00:28,632</b>	158,05	12:03:06
2	01:45,053	00:24,365	00:27,703	00:24,139	00:28,846	<b>202,50</b>	12:04:51
3	01:44,768	00:24,481	00:27,518	00:23,749	00:29,020	195,77	12:06:36
4	<b>01:43,937</b>	<b>00:24,075</b>	<b>00:27,443</b>	<b>00:23,727</b>	00:28,692	198,17	12:08:20
5	01:59,278	00:29,195	00:34,189	00:26,107	00:29,787	197,56	12:10:19
6	01:45,883	00:24,711	00:27,922	00:24,272	00:28,978	190,59	12:12:05
7	01:44,855	00:24,431	00:27,583	00:24,083	00:28,758	191,72	12:13:50
8	01:44,916	00:24,427	00:27,572	00:24,074	00:28,843	192,86	12:15:35
9	01:44,756	00:24,367	00:27,610	00:23,992	00:28,787	193,43	12:17:20
10	01:44,666	00:24,218	00:27,669	00:23,950	00:28,829	196,36	12:19:04
11	01:44,719	00:24,307	00:27,512	00:24,202	00:28,698	196,36	12:20:49
12	01:45,128	00:24,286	00:27,725	00:24,456	00:28,661	201,87	12:22:34
13	01:44,651	00:24,173	00:27,487	00:24,241	00:28,750	200,00	12:24:19
14	01:44,550	00:24,407	00:27,477	00:23,964	00:28,702	191,72	12:26:03
15	01:44,985	00:24,408	00:27,721	00:23,983	00:28,873	194,59	12:27:48
16	01:44,784	00:24,453	00:27,558	00:23,884	00:28,889	191,72	12:29:33
17	01:44,994	00:24,541	00:27,597	00:24,061	00:28,795	191,72	12:31:18

<b>53</b>	<b>BULIK, Michal</b>	Igax Team				
	SVK	P.Vmax: 22 T. Ideal: 01:44,958				

Lap	Time	Sector 1	Sector 2	Sector 3	Sector 4	V.Max	Hour
1	FIRST LAP	00:33,483	00:29,511	00:24,629	00:29,179	162,81	12:03:08
2	01:46,741	00:24,840	00:28,376	00:24,236	00:29,289	197,56	12:04:55
3	01:46,054	00:24,824	00:27,697	00:24,137	00:29,396	196,96	12:06:41
4	01:46,607	00:24,561	00:28,736	00:24,108	00:29,202	<b>199,38</b>	12:08:28
5	01:46,597	00:24,891	00:28,263	00:24,142	00:29,301	193,43	12:10:14
6	01:45,672	00:24,657	00:27,672	00:24,192	00:29,151	188,37	12:12:00
7	<b>01:45,343</b>	<b>00:24,536</b>	00:27,599	<b>00:24,086</b>	00:29,122	191,72	12:13:46
8	01:46,023	00:24,641	00:28,005	00:24,289	00:29,088	191,72	12:15:32
9	01:45,805	00:24,646	00:27,644	00:24,500	00:29,015	194,01	12:17:17
10	01:46,065	00:24,722	00:27,764	00:24,344	00:29,235	194,01	12:19:03
11	01:45,570	00:24,775	00:27,705	00:24,211	00:28,879	190,03	12:20:49
12	01:45,478	00:24,687	00:27,650	00:24,356	<b>00:28,785</b>	191,72	12:22:34







Circuit de la C.Valenciana

9 - 10 November 2019

Circuit de la C.Valenciana

FIM CEV REPSOL Valencia

ANALYSIS / SECTORS Race ETC

13	01:46,169	00:25,150	00:27,726	00:24,273	00:29,020	194,59	12:24:21
14	01:45,998	00:25,033	00:27,592	00:24,341	00:29,032	194,01	12:26:07
15	01:45,975	00:25,066	<b>00:27,551</b>	00:24,252	00:29,106	192,28	12:27:53
16	01:48,229	00:24,762	00:27,662	00:26,610	00:29,195	194,01	12:29:41
17	01:46,601	00:25,008	00:27,844	00:24,407	00:29,342	188,92	12:31:27

2	01:43,965	00:24,378	00:27,398	00:23,759	00:28,430	<b>202,50</b>	12:04:48
3	01:43,971	00:24,343	00:27,425	00:23,737	00:28,466	<b>202,50</b>	12:06:32
4	01:43,556	00:24,169	00:27,296	<b>00:23,641</b>	00:28,450	200,00	12:08:15
5	01:44,242	00:24,454	00:27,330	00:23,992	00:28,466	196,96	12:10:00
6	01:44,793	00:24,611	00:27,335	00:24,318	00:28,529	200,62	12:11:44
7	01:43,531	00:24,140	00:27,275	00:23,801	00:28,315	196,36	12:13:28
8	<b>01:43,263</b>	00:24,209	<b>00:27,039</b>	00:23,742	<b>00:28,273</b>	<b>202,50</b>	12:15:11
9	01:43,652	<b>00:23,995</b>	00:27,224	00:23,827	00:28,606	<b>202,50</b>	12:16:55
10	01:44,187	00:24,392	00:27,320	00:23,774	00:28,701	191,72	12:18:39
11	01:44,339	00:24,535	00:27,386	00:23,844	00:28,574	191,72	12:20:23
12	01:44,469	00:24,379	00:27,373	00:24,163	00:28,554	191,15	12:22:08
13	01:43,944	00:24,243	00:27,350	00:23,783	00:28,568	194,01	12:23:52
14	01:44,322	00:24,566	00:27,397	00:23,799	00:28,560	191,15	12:25:36
15	01:44,154	00:24,334	00:27,342	00:23,884	00:28,594	193,43	12:27:20
16	01:44,930	00:25,032	00:27,364	00:24,156	00:28,378	190,03	12:29:05
17	01:44,118	00:24,415	00:27,369	00:23,830	00:28,504	194,01	12:30:49

<b>54</b>	<b>ALDEGUER,Fermin</b>	Mugen Race J.T.					
	SPA	P.Vmax: 21 T. Ideal: 01:43,261					
Lap	Time	Sector 1	Sector 2	Sector 3	Sector 4	V.Max	Hour
1	FIRST LAP	00:31,344	00:27,701	00:24,200	00:28,630	147,95	12:03:04
2	01:43,972	00:24,365	00:27,272	00:23,829	00:28,506	196,96	12:04:48
3	01:43,623	00:24,274	00:27,145	00:23,587	00:28,617	196,36	12:06:31
4	<b>01:43,524</b>	00:24,304	00:27,117	<b>00:23,553</b>	00:28,550	191,72	12:08:15
5	01:44,559	00:24,822	00:27,359	00:23,914	<b>00:28,464</b>	190,03	12:09:59
6	01:44,163	00:24,495	00:27,273	00:23,918	00:28,477	192,86	12:11:43
7	01:43,681	00:24,211	00:27,140	00:23,625	00:28,705	192,28	12:13:27
8	01:43,678	00:24,247	<b>00:27,116</b>	00:23,596	00:28,719	190,59	12:15:11
9	01:44,293	00:24,653	00:27,355	00:23,703	00:28,582	190,59	12:16:55
10	01:44,798	00:24,694	00:27,683	00:23,828	00:28,593	193,43	12:18:40
11	01:44,173	00:24,263	00:27,424	00:23,910	00:28,576	<b>200,00</b>	12:20:24
12	01:43,875	<b>00:24,128</b>	00:27,122	00:24,086	00:28,539	195,77	12:22:08
13	01:43,919	00:24,257	00:27,331	00:23,814	00:28,517	199,38	12:23:52
14	01:44,774	00:24,874	00:27,333	00:24,022	00:28,545	196,36	12:25:37
15	01:43,866	00:24,256	00:27,235	00:23,893	00:28,482	198,17	12:27:20
16	01:44,425	00:24,626	00:27,359	00:23,863	00:28,577	195,77	12:29:05
17	01:44,336	00:24,247	00:27,372	00:23,778	00:28,939	193,43	12:30:49

<b>72</b>	<b>FALZONE,Mattia</b>	SIC58 Squadra Corse					
	ITA	P.Vmax: 22 T. Ideal: 01:45,296					
Lap	Time	Sector 1	Sector 2	Sector 3	Sector 4	V.Max	Hour
1	FIRST LAP	00:34,420	00:29,253	00:25,198	00:29,017	165,73	12:03:10
2	01:46,177	00:24,414	00:28,193	00:24,576	00:28,994	198,17	12:04:56
3	01:46,118	00:24,830	00:27,971	00:24,424	<b>00:28,893</b>	<b>199,38</b>	12:06:42
4	01:46,687	00:24,408	00:28,578	00:24,706	00:28,995	198,17	12:08:29
5	01:46,194	00:24,680	00:28,120	00:24,443	00:28,951	192,86	12:10:15
6	01:45,681	00:24,628	00:27,744	<b>00:24,351</b>	00:28,958	194,01	12:12:00
7	01:45,800	00:24,531	00:27,827	00:24,459	00:28,983	194,59	12:13:46
8	01:45,863	00:24,520	00:27,891	00:24,434	00:29,018	192,86	12:15:32
9	01:45,821	00:24,426	00:28,076	00:24,374	00:28,945	194,01	12:17:18
10	01:45,764	00:24,509	00:27,736	00:24,473	00:29,046	195,77	12:19:04
11	01:46,341	00:24,898	00:28,081	00:24,406	00:28,956	195,18	12:20:50
12	<b>01:45,561</b>	<b>00:24,401</b>	00:27,764	00:24,489	00:28,907	195,18	12:22:36
13	01:45,700	00:24,515	00:27,831	00:24,455	00:28,899	194,59	12:24:21
14	01:46,281	00:24,813	<b>00:27,651</b>	00:24,730	00:29,087	196,36	12:26:08
15	01:46,096	00:24,661	00:27,939	00:24,364	00:29,132	195,77	12:27:54
16	01:46,334	00:24,703	00:28,013	00:24,403	00:29,215	191,15	12:29:40
17	01:46,561	00:24,642	00:28,024	00:24,597	00:29,298	191,15	12:31:27

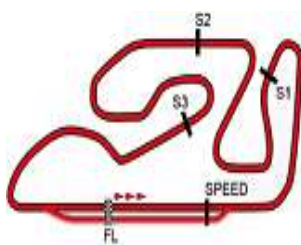
<b>64</b>	<b>MUÑOZ,David</b>	Jerez Andalucía M.T.					
	SPA	P.Vmax: 13 T. Ideal: 01:43,821					
Lap	Time	Sector 1	Sector 2	Sector 3	Sector 4	V.Max	Hour
1	FIRST LAP	00:32,838	00:28,099	00:24,223	<b>00:28,485</b>	160,00	12:03:05
2	01:44,583	00:24,242	00:27,730	00:23,959	00:28,652	<b>201,87</b>	12:04:50
3	01:44,439	00:24,372	00:27,367	00:23,928	00:28,772	190,59	12:06:34
4	01:44,389	<b>00:24,149</b>	<b>00:27,310</b>	00:24,194	00:28,736	194,59	12:08:19
5	01:45,141	00:24,555	00:27,754	00:23,995	00:28,837	197,56	12:10:04
6	01:45,300	00:24,479	00:27,552	00:24,381	00:28,888	197,56	12:11:49
7	01:44,291	00:24,356	00:27,335	00:24,039	00:28,561	195,18	12:13:33
8	<b>01:44,202</b>	00:24,281	00:27,311	00:23,927	00:28,683	196,96	12:15:18
9	01:44,301	00:24,326	00:27,321	00:23,902	00:28,752	195,77	12:17:02
10	01:44,545	00:24,329	00:27,311	00:24,044	00:28,861	194,01	12:18:47
11	01:44,982	00:24,373	00:27,614	00:24,297	00:28,698	197,56	12:20:32
12	01:44,496	00:24,590	00:27,368	00:23,948	00:28,590	194,59	12:22:16
13	01:45,076	00:24,565	00:27,519	00:24,214	00:28,778	196,36	12:24:01
14	01:44,627	00:24,397	00:27,434	00:23,947	00:28,849	194,01	12:25:46
15	01:44,968	00:24,716	00:27,764	<b>00:23,877</b>	00:28,611	197,56	12:27:31
16	01:44,567	00:24,567	00:27,494	00:23,884	00:28,622	199,38	12:29:15
17	01:44,461	00:24,398	00:27,498	00:23,988	00:28,577	193,43	12:31:00

<b>74</b>	<b>SAKO,Daijiro</b>	Cuna de Campeones					
	JPN	P.Vmax: 9 T. Ideal: 01:43,663					
Lap	Time	Sector 1	Sector 2	Sector 3	Sector 4	V.Max	Hour
1	FIRST LAP	00:31,678	00:28,053	00:24,551	00:28,885	148,97	12:03:05
2	01:45,080	00:24,598	00:27,570	00:24,056	00:28,856	197,56	12:04:50
3	01:44,741	00:24,472	00:27,411	00:24,173	00:28,685	190,59	12:06:35
4	01:44,415	00:24,226	00:27,417	00:24,136	00:28,636	<b>202,50</b>	12:08:19
5	01:45,028	00:24,453	00:27,692	00:24,270	00:28,613	196,36	12:10:04
6	01:45,339	00:24,539	00:27,517	00:24,497	00:28,786	196,96	12:11:49
7	01:44,563	00:24,254	00:27,465	00:24,235	00:28,609	195,18	12:13:34
8	01:44,255	<b>00:24,202</b>	00:27,345	00:24,162	<b>00:28,546</b>	199,38	12:15:18
9	01:44,312	00:24,361	00:27,331	00:24,051	00:28,569	198,77	12:17:03
10	01:44,227	00:24,349	<b>00:27,172</b>	00:23,930	00:28,776	200,62	12:18:47
11	01:44,881	00:24,263	00:27,510	00:24,326	00:28,782	198,77	12:20:32
12	01:44,100	00:24,341	00:27,228	00:23,950	00:28,581	195,77	12:22:16
13	01:44,807	00:24,535	00:27,587	00:23,865	00:28,820	196,36	12:24:01
14	01:44,695	00:24,549	00:27,348	00:23,917	00:28,881	188,92	12:25:45
15	01:44,848	00:24,287	00:27,611	00:23,859	00:29,091	190,03	12:27:30
16	01:44,218	00:24,297	00:27,353	00:23,924	00:28,644	190,03	12:29:14
17	<b>01:44,030</b>	00:24,300	00:27,372	<b>00:23,743</b>	00:28,615	189,47	12:30:58

<b>67</b>	<b>PALAZZI,Filippo M.</b>	Mugen Race J.T.					
	ITA	P.Vmax: 29 T. Ideal: 01:43,961					
Lap	Time	Sector 1	Sector 2	Sector 3	Sector 4	V.Max	Hour
1	FIRST LAP	00:33,063	00:28,245	00:24,326	00:28,847	158,44	12:03:06
2	01:44,746	00:24,421	00:27,593	00:23,920	00:28,812	197,56	12:04:51
3	<b>01:44,039</b>	<b>00:24,172</b>	<b>00:27,428</b>	<b>00:23,680</b>	00:28,759	195,18	12:06:35
4	01:44,529	00:24,207	00:27,547	00:24,094	<b>00:28,681</b>	<b>198,77</b>	12:08:19

<b>69</b>	<b>RUDA,Marcos</b>	Cuna de Campeones					
	SPA	P.Vmax: 9 T. Ideal: 01:42,948					
Lap	Time	Sector 1	Sector 2	Sector 3	Sector 4	V.Max	Hour
1	FIRST LAP	00:31,065	00:27,663	00:24,111	00:29,271	153,55	12:03:04





Circuit de la C.Valenciana

9 - 10 November 2019

Circuit de la C.Valenciana

FIM CEV REPSOL Valencia

ANALYSIS / SECTORS Race ETC

76		KELSO,Joel D. AUS		Leopard Impala			
				P.Vmax: 6		T. Ideal: 01:42,992	
Lap	Time	Sector 1	Sector 2	Sector 3	Sector 4	V.Max	Hour
1	FIRST LAP	00:31,899	00:27,893	00:24,066	00:28,541	151,76	12:03:04
2	01:44,519	00:24,689	00:27,586	00:23,673	00:28,571	202,50	12:04:49
3	01:44,239	00:24,894	00:27,399	<b>00:23,483</b>	00:28,463	198,77	12:06:33
4	01:43,493	00:24,138	00:27,198	00:23,819	00:28,338	200,62	12:08:16
5	01:43,991	00:24,335	00:27,330	00:23,764	00:28,562	200,00	12:10:00
6	01:44,455	00:24,480	00:27,349	00:23,943	00:28,683	198,77	12:11:45
7	01:43,833	00:24,223	00:27,342	00:23,772	00:28,496	199,38	12:13:29
8	<b>01:43,403</b>	00:24,299	00:27,110	00:23,662	<b>00:28,332</b>	198,17	12:15:12
9	01:43,783	<b>00:24,079</b>	00:27,221	00:23,822	00:28,661	197,56	12:16:56
10	01:43,769	00:24,090	00:27,360	00:23,786	00:28,533	199,38	12:18:40
11	01:44,479	00:24,392	00:27,479	00:23,881	00:28,727	198,77	12:20:24
12	01:44,056	00:24,425	<b>00:27,098</b>	00:23,863	00:28,670	190,59	12:22:08
13	01:43,894	00:24,172	00:27,412	00:23,865	00:28,445	<b>203,13</b>	12:23:52
14	01:44,794	00:24,629	00:27,307	00:23,946	00:28,912	200,62	12:25:37
15	01:44,217	00:24,185	00:27,190	00:23,936	00:28,906	199,38	12:27:21
16	01:44,408	00:24,716	00:27,240	00:23,883	00:28,569	190,03	12:29:05
17	01:44,106	00:24,359	00:27,319	00:23,723	00:28,705	196,96	12:30:50

77		VOLPI,Mattia ITA		SIC58 Squadra Corse			
				P.Vmax: 2		T. Ideal: 01:43,714	
Lap	Time	Sector 1	Sector 2	Sector 3	Sector 4	V.Max	Hour
1	FIRST LAP	00:32,112	00:28,519	00:24,070	00:28,879	156,14	12:03:05
2	01:46,098	00:24,522	00:28,055	00:24,474	00:29,047	<b>203,77</b>	12:04:51
3	01:44,084	00:24,197	00:27,451	<b>00:23,741</b>	00:28,695	196,96	12:06:35
4	<b>01:43,867</b>	<b>00:24,143</b>	00:27,266	00:23,844	<b>00:28,614</b>	199,38	12:08:19
5	01:44,616	00:24,362	00:27,688	00:23,920	00:28,646	200,00	12:10:04
6	01:45,302	00:24,595	00:27,543	00:24,305	00:28,859	195,18	12:11:49
7	01:44,478	00:24,239	00:27,592	00:24,018	00:28,629	195,18	12:13:34
8	01:44,258	00:24,273	00:27,229	00:23,982	00:28,774	199,38	12:15:18
9	01:44,491	00:24,734	00:27,347	00:23,748	00:28,662	193,43	12:17:02
10	01:44,627	00:24,570	<b>00:27,216</b>	00:24,000	00:28,841	199,38	12:18:47
11	01:44,828	00:24,270	00:27,416	00:24,324	00:28,818	197,56	12:20:32
12	01:44,551	00:24,623	00:27,338	00:23,974	00:28,616	198,77	12:22:16
13	01:44,802	00:24,424	00:27,531	00:24,082	00:28,765	198,77	12:24:01
14	01:44,541	00:24,400	00:27,421	00:24,006	00:28,714	199,38	12:25:46
15	01:44,591	00:24,401	00:27,486	00:23,845	00:28,859	201,24	12:27:30
16	01:45,568	00:24,752	00:27,371	00:23,846	00:29,599	194,59	12:29:16
17	01:45,625	00:24,621	00:27,656	00:24,143	00:29,205	196,36	12:31:02

78		MOGEDA,Daniel SPA		F.A.Pérez-Larresport			
				P.Vmax: 2		T. Ideal: 01:44,621	
Lap	Time	Sector 1	Sector 2	Sector 3	Sector 4	V.Max	Hour
1	FIRST LAP	00:34,618	00:29,041	00:25,036	00:28,787	161,19	12:03:09
2	01:46,129	00:24,417	00:28,178	00:24,483	00:29,051	<b>203,77</b>	12:04:55
3	01:46,199	00:24,996	00:28,040	00:24,427	00:28,736	196,96	12:06:42
4	01:46,466	00:24,450	00:28,692	00:24,346	00:28,978	201,87	12:08:28
5	01:46,494	00:24,954	00:28,204	00:24,357	00:28,979	195,18	12:10:14
6	01:45,427	00:24,389	00:27,669	00:24,190	00:29,179	192,28	12:12:00
7	01:45,201	00:24,444	00:27,690	<b>00:24,080</b>	00:28,987	195,77	12:13:45
8	01:45,937	00:24,640	00:27,975	00:24,290	00:29,032	196,96	12:15:31
9	01:45,687	00:24,837	00:27,679	00:24,260	00:28,911	189,47	12:17:17
10	01:46,512	00:24,604	00:28,047	00:24,483	00:29,378	196,36	12:19:03
11	01:45,768	00:24,795	00:27,713	00:24,518	00:28,742	190,59	12:20:49
12	01:45,645	00:24,773	<b>00:27,625</b>	00:24,544	00:28,703	194,01	12:22:35
13	01:45,329	00:24,588	00:27,673	00:24,394	00:28,674	201,87	12:24:20

14	01:45,957	00:24,386	00:28,638	00:24,320	<b>00:28,613</b>	194,01	12:26:06
15	01:45,424	00:24,787	00:27,761	00:24,216	00:28,660	198,17	12:27:51
16	01:45,245	<b>00:24,303</b>	00:27,982	00:24,125	00:28,835	194,01	12:29:37
17	<b>01:45,166</b>	00:24,395	00:27,742	00:24,144	00:28,885	191,72	12:31:22

80		ALONSO,David SPA		Angel Nieto Junior T			
				P.Vmax: 1		T. Ideal: 01:43,006	
Lap	Time	Sector 1	Sector 2	Sector 3	Sector 4	V.Max	Hour
1	FIRST LAP	00:32,311	00:27,923	00:24,110	00:28,677	155,40	12:03:05
2	01:44,047	00:24,467	00:27,586	00:23,668	00:28,326	200,62	12:04:49
3	01:43,549	00:24,107	00:27,382	<b>00:23,567</b>	00:28,493	<b>205,06</b>	12:06:32
4	<b>01:43,050</b>	<b>00:24,014</b>	00:27,211	00:23,571	<b>00:28,254</b>	198,77	12:08:15
5	01:44,103	00:24,320	00:27,339	00:23,938	00:28,506	197,56	12:09:59
6	01:44,192	00:24,613	00:27,358	00:23,850	00:28,371	198,17	12:11:44
7	01:43,877	00:24,175	00:27,300	00:23,728	00:28,674	200,00	12:13:28
8	01:43,374	00:24,104	<b>00:27,171</b>	00:23,591	00:28,508	196,36	12:15:11
9	01:44,180	00:24,417	00:27,274	00:23,759	00:28,730	194,01	12:16:55
10	01:44,257	00:24,379	00:27,383	00:23,745	00:28,750	195,18	12:18:39

84		Van Den GOORBERGH,Z. NED		Team Superb			
				P.Vmax: 6		T. Ideal: 01:44,610	
Lap	Time	Sector 1	Sector 2	Sector 3	Sector 4	V.Max	Hour
1	FIRST LAP	00:31,546	00:27,816	00:24,163	00:28,736	155,02	12:03:04
2	<b>01:44,610</b>	<b>00:24,690</b>	<b>00:27,289</b>	<b>00:23,947</b>	<b>00:28,684</b>	<b>203,13</b>	12:04:49

90		HOSCIUC,Jacopo A. ROU		Academy GP			
				P.Vmax: 22		T. Ideal: 01:44,728	
Lap	Time	Sector 1	Sector 2	Sector 3	Sector 4	V.Max	Hour
1	FIRST LAP	00:34,919	00:29,315	00:25,173	00:29,068	165,31	12:03:10
2	01:45,744	<b>00:24,397</b>	00:27,999	00:24,403	00:28,945	<b>199,38</b>	12:04:56
3	01:45,638	00:24,579	00:27,814	00:24,203	00:29,042	197,56	12:06:42
4	01:46,264	00:24,535	00:28,329	00:24,114	00:29,286	<b>199,38</b>	12:08:28
5	01:46,333	00:24,868	00:27,997	00:24,281	00:29,187	189,47	12:10:14
6	01:45,596	00:24,528	00:27,510	00:24,241	00:29,317	187,83	12:12:00
7	<b>01:45,267</b>	00:24,413	<b>00:27,417</b>	00:24,250	00:29,187	190,03	12:13:45
8	01:45,927	00:24,667	00:27,749	00:24,316	00:29,195	196,36	12:15:31
9	01:45,679	00:24,829	00:27,721	<b>00:24,026</b>	00:29,103	191,15	12:17:17
10	01:46,586	00:24,623	00:27,867	00:24,528	00:29,568	191,72	12:19:03
11	01:45,546	00:24,720	00:27,709	00:24,169	00:28,948	192,86	12:20:49
12	01:45,528	00:24,491	00:27,664	00:24,183	00:29,190	195,18	12:22:34
13	01:46,240	00:24,718	00:27,880	00:24,296	00:29,346	194,59	12:24:21
14	01:46,121	00:24,850	00:27,742	00:24,366	00:29,163	191,72	12:26:07
15	01:45,892	00:24,796	00:27,635	00:24,275	00:29,186	191,15	12:27:53
16	01:45,503	00:24,487	00:27,535	00:24,161	00:29,320	195,77	12:29:38
17	01:45,304	00:24,594	00:27,706	00:24,116	<b>00:28,888</b>	189,47	12:31:23

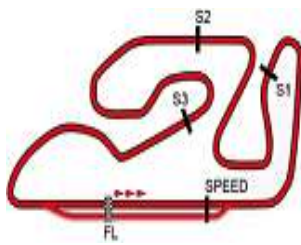
92		MOREIRA,Diogo BRA		T.T.Estrella Galicia			
				P.Vmax: 18		T. Ideal: 01:43,141	
Lap	Time	Sector 1	Sector 2	Sector 3	Sector 4	V.Max	Hour
1	FIRST LAP	00:31,730	00:27,677	00:23,950	00:28,646	151,05	12:03:04
2	01:44,442	00:24,809	00:27,322	00:23,884	00:28,427	196,96	12:04:48
3	01:44,877	00:25,084	00:27,590	00:23,763	00:28,440	197,56	12:06:33
4	<b>01:43,196</b>	<b>00:24,165</b>	00:27,073	<b>00:23,642</b>	<b>00:28,316</b>	<b>200,62</b>	12:08:16
5	01:43,701	00:24,380	00:27,166	00:23,751	00:28,404	198,17	12:10:00
6	01:44,083	00:24,521	00:27,261	00:23,811	00:28,490	198,17	12:11:44
7	01:43,648	00:24,227	00:27,168	00:23,805	00:28,448	193,43	12:13:28
8	01:43,768	00:24,556	<b>00:27,018</b>	00:23,773	00:28,421	191,72	12:15:11
9	01:43,943	00:24,273	00:27,284	00:23,867	00:28,519	196,96	12:16:55
10	01:44,052	00:24,270	00:27,302	00:23,885	00:28,595	<b>200,62</b>	12:18:39
11	01:44,692	00:24,459	00:28,071	00:23,821	00:28,341	191,72	12:20:24



CROWNCIRCUIT: oscar.gutierrez@circuitvalencia.com







Circuit de la C.Valenciana

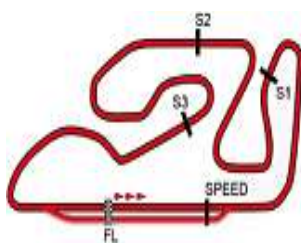
FIM CEV REPSOL Valencia

ANALYSIS / SECTORS Race ETC

12	01:43,915	00:24,201	00:27,050	00:23,917	00:28,747	195,18	12:22:08
13	01:44,229	00:24,636	00:27,258	00:23,907	00:28,428	<b>200,62</b>	12:23:52
14	01:44,660	00:24,675	00:27,339	00:23,895	00:28,751	198,17	12:25:37

Lap Time	RUEDA, José A.		T.T. Estrella Galicia		V.Max	Hour	
	Sector 1	Sector 2	Sector 3	Sector 4			
95	SPA		P.Vmax: 13		T. Ideal: 01:43,219		
1	FIRST LAP	00:31,498	00:27,786	00:24,173	00:28,584	151,76	12:03:04
2	01:44,227	00:24,667	00:27,339	00:23,749	00:28,472	201,24	12:04:48
3	01:44,573	00:24,897	00:27,507	<b>00:23,590</b>	00:28,579	200,00	12:06:33
4	<b>01:43,444</b>	00:24,200	00:27,071	00:23,602	00:28,571	196,96	12:08:16
5	01:44,221	00:24,505	00:27,207	00:23,911	00:28,598	194,01	12:10:00
6	01:44,301	00:24,378	00:27,433	00:23,904	00:28,586	196,36	12:11:44
7	01:43,535	00:24,202	00:27,120	00:23,811	<b>00:28,402</b>	198,17	12:13:28
8	01:43,613	00:24,344	<b>00:27,030</b>	00:23,674	00:28,565	<b>201,87</b>	12:15:12
9	01:44,502	00:24,312	00:27,302	00:23,916	00:28,972	198,77	12:16:56
10	01:43,847	<b>00:24,197</b>	00:27,164	00:23,865	00:28,621	197,56	12:18:40
11	01:44,094	00:24,226	00:27,493	00:23,825	00:28,550	<b>201,87</b>	12:20:24
12	01:44,222	00:24,664	00:27,144	00:23,829	00:28,585	190,03	12:22:08
13	01:44,114	00:24,447	00:27,308	00:23,849	00:28,510	201,24	12:23:52
14	01:44,474	00:24,384	00:27,360	00:24,179	00:28,551	196,36	12:25:37
15	01:44,205	00:24,475	00:27,157	00:23,819	00:28,754	194,59	12:27:21
16	01:44,021	00:24,490	00:27,141	00:23,860	00:28,530	195,77	12:29:05
17	01:44,454	00:24,574	00:27,350	00:23,872	00:28,658	195,18	12:30:50





Circuit de la C.Valenciana

9 - 10 November 2019

Spd. in Km/h

Circuit de la C.Valenciana

FIM CEV REPSOL Valencia

VELOCIDAD EN SECTORES Race ETC

4 - MARIA,Kiko		P.Vmax: 31			T. Ideal: 01:45,113			
Lap	Time	Vel. S1	Vel. S2	Vel. S3	Vel. S4	Avg spd	V.Max	Hour
1	FIRST LAP	107,86	118,13	120,64	140,05	121,03	153,19	12:03:11
2	01:47,623	153,48	122,24	120,97	139,79	133,97	195,77	12:04:58
3	01:47,665	150,49	122,11	122,39	140,70	133,92	<b>197,56</b>	12:06:46
4	01:46,356	154,21	123,05	124,39	141,09	135,56	192,86	12:08:32
5	01:47,464	152,36	119,67	124,75	140,66	134,17	187,83	12:10:20
6	01:47,011	153,74	122,67	124,48	138,67	134,73	187,83	12:12:07
7	01:46,122	154,61	122,92	125,47	141,04	135,86	187,83	12:13:53
8	01:45,722	155,07	123,89	125,56	141,47	136,38	187,83	12:15:39
9	01:45,479	154,92	123,65	126,37	142,29	136,69	188,92	12:17:24
10	01:45,480	<b>155,40</b>	124,19	<b>126,64</b>	141,07	136,69	190,03	12:19:10
11	01:49,531	154,23	123,35	110,65	140,10	131,63	188,37	12:20:59
12	<b>01:45,390</b>	154,36	124,16	126,16	<b>142,80</b>	<b>136,81</b>	186,74	12:22:45
13	01:45,816	154,80	123,22	126,10	141,46	136,26	187,28	12:24:30
14	01:45,890	154,17	124,03	125,50	141,26	136,16	187,83	12:26:16
15	01:45,892	154,41	123,42	125,79	141,46	136,16	188,37	12:28:02
16	01:45,748	153,57	<b>124,25</b>	125,75	141,95	136,34	185,67	12:29:48
17	01:45,833	154,23	123,77	125,65	141,63	136,23	187,83	12:31:34

5 - FELLON,Lorenzo		P.Vmax: 34			T. Ideal: 01:43,354			
Lap	Time	Vel. S1	Vel. S2	Vel. S3	Vel. S4	Avg spd	V.Max	Hour
1	FIRST LAP	122,26	124,04	126,45	143,26	129,01	151,40	12:03:03
2	01:44,010	156,82	125,82	128,54	143,69	138,62	193,43	12:04:47
3	01:44,005	154,81	126,46	128,53	144,62	138,63	191,15	12:06:31
4	<b>01:43,416</b>	<b>156,88</b>	<b>127,39</b>	128,81	144,70	<b>139,42</b>	193,43	12:08:15
5	01:44,179	155,72	125,83	128,53	143,71	138,40	196,36	12:09:59
6	01:44,308	155,58	125,55	128,34	143,64	138,23	188,37	12:11:43
7	01:44,209	154,24	126,36	128,35	144,32	138,36	186,21	12:13:28
8	01:43,439	156,66	127,15	<b>128,95</b>	<b>144,88</b>	139,39	194,59	12:15:11
9	01:44,207	155,14	126,01	128,13	144,21	138,36	196,36	12:16:55
10	01:44,185	155,48	126,04	128,79	143,39	138,39	<b>196,96</b>	12:18:39

6 - GEIGER,Dirk		P.Vmax: 29			T. Ideal: 01:44,444			
Lap	Time	Vel. S1	Vel. S2	Vel. S3	Vel. S4	Avg spd	V.Max	Hour
1	FIRST LAP	113,87	120,88	124,52	<b>143,32</b>	125,22	166,58	12:03:07
2	01:45,059	156,68	124,54	125,87	142,47	137,24	195,18	12:04:52
3	01:44,665	<b>157,19</b>	124,46	<b>127,34</b>	142,74	137,75	196,96	12:06:37
4	<b>01:44,659</b>	156,52	<b>124,93</b>	127,11	142,99	<b>137,76</b>	<b>198,77</b>	12:08:21
5	01:45,386	155,72	124,52	125,66	141,83	136,81	192,86	12:10:07
6	01:45,677	154,79	124,34	125,62	141,35	136,43	188,92	12:11:52
7	01:45,585	154,15	124,27	125,84	142,18	136,55	187,28	12:13:38
8	01:45,506	154,96	124,67	126,07	141,29	136,66	190,59	12:15:23
9	01:45,747	154,58	123,96	126,50	140,79	136,34	187,83	12:17:09
10	01:46,136	154,32	123,90	125,75	139,87	135,84	188,92	12:18:55
11	01:46,798	152,44	122,53	124,90	140,44	135,00	186,74	12:20:42
12	01:46,164	153,54	123,62	125,37	141,00	135,81	186,21	12:22:28
13	01:45,803	154,13	123,82	126,09	141,39	136,27	186,21	12:24:14
14	01:45,968	154,22	123,92	125,70	140,78	136,06	186,21	12:26:00
15	01:46,226	153,73	123,27	125,71	140,61	135,73	187,83	12:27:46
16	01:45,995	153,42	123,62	126,22	141,12	136,03	185,14	12:29:32
17	01:46,079	153,55	123,51	125,60	141,30	135,92	186,21	12:31:18

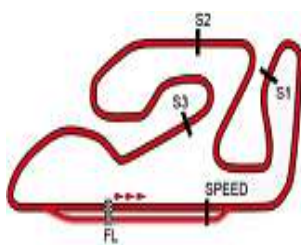
7 - MUÑOZ,Daniel		P.Vmax: 22			T. Ideal: 01:43,605			
Lap	Time	Vel. S1	Vel. S2	Vel. S3	Vel. S4	Avg spd	V.Max	Hour
1	FIRST LAP	116,90	122,20	125,99	<b>144,70</b>	127,13	158,05	12:03:05
2	01:45,187	156,52	122,30	126,19	144,18	137,07	198,77	12:04:50
3	01:44,252	156,80	125,65	127,78	143,39	138,30	194,59	12:06:35
4	01:44,079	<b>157,82</b>	126,06	127,32	143,44	138,53	<b>199,38</b>	12:08:19

8 - HUERTAS,Adrián		P.Vmax: 9			T. Ideal: 01:43,811			
Lap	Time	Vel. S1	Vel. S2	Vel. S3	Vel. S4	Avg spd	V.Max	Hour
1	FIRST LAP	115,63	122,71	125,60	144,30	126,69	157,28	12:03:05
2	01:45,034	157,05	123,50	125,61	143,73	137,27	<b>202,50</b>	12:04:51
3	01:44,211	157,36	125,74	127,21	143,60	138,35	199,38	12:06:35
4	<b>01:43,966</b>	<b>157,51</b>	125,29	127,98	<b>144,48</b>	<b>138,68</b>	201,87	12:08:19
5	01:44,828	156,05	124,87	126,79	142,88	137,54	196,96	12:10:04
6	01:45,387	154,49	124,70	126,51	141,80	136,81	189,47	12:11:49
7	01:44,367	156,70	125,51	127,56	143,25	138,15	193,43	12:13:33
8	01:44,825	156,90	125,35	124,44	143,97	137,54	194,59	12:15:18
9	01:44,094	156,44	125,81	127,98	144,10	138,51	198,17	12:17:02
10	01:44,512	157,15	125,78	126,60	142,79	137,96	197,56	12:18:47
11	01:44,713	155,69	125,83	126,72	142,75	137,69	198,77	12:20:31
12	01:44,207	156,22	<b>125,85</b>	127,38	144,23	138,36	195,77	12:22:16
13	01:45,092	155,82	123,84	126,32	143,33	137,19	195,77	12:24:01
14	01:44,701	155,76	125,50	127,02	142,83	137,71	194,01	12:25:45
15	01:45,042	153,11	124,77	128,06	143,08	137,26	195,77	12:27:30
16	01:44,858	154,03	124,85	126,99	144,17	137,50	193,43	12:29:15
17	01:44,349	156,09	125,42	<b>128,15</b>	143,36	138,17	195,77	12:31:00

10 - CRUCES,Adrián		P.Vmax: 2			T. Ideal: 01:43,246			
Lap	Time	Vel. S1	Vel. S2	Vel. S3	Vel. S4	Avg spd	V.Max	Hour
1	FIRST LAP	117,90	122,70	126,27	143,60	127,39	160,40	12:03:05
2	01:44,209	157,32	123,88	127,27	<b>145,66</b>	138,36	197,56	12:04:49
3	01:44,172	157,14	125,19	126,68	145,08	138,41	203,13	12:06:33
4	01:43,404	<b>158,72</b>	126,59	127,83	145,12	139,43	201,87	12:08:17
5	01:43,731	157,92	126,24	127,29	144,97	138,99	200,00	12:10:00
6	01:44,287	156,82	125,64	127,10	143,84	138,25	198,17	12:11:45
7	01:43,701	158,23	126,21	127,58	144,63	139,03	198,77	12:13:28
8	<b>01:43,377</b>	158,17	<b>126,62</b>	128,04	145,45	<b>139,47</b>	200,00	12:15:12
9	01:43,810	158,45	126,08	127,16	144,45	138,89	<b>203,77</b>	12:16:56
10	01:43,876	157,59	125,40	<b>128,08</b>	144,66	138,80	201,87	12:18:39
11	01:44,624	156,76	124,58	127,87	142,65	137,81	196,36	12:20:24
12	01:44,113	155,46	126,31	127,70	144,49	138,48	192,28	12:22:08
13	01:43,932	156,52	126,09	127,33	145,17	138,73	200,00	12:23:52
14	01:44,092	156,86	125,70	127,40	144,45	138,51	203,13	12:25:36
15	01:44,305	155,97	126,31	126,31	144,45	138,23	197,56	12:27:21
16	01:44,431	155,90	125,54	125,91	145,10	138,06	196,36	12:29:05
17	01:44,305	156,49	125,10	127,79	143,96	138,23	194,59	12:30:49

13 - TAPIA,Marco		P.Vmax: 2			T. Ideal: 01:43,671			
Lap	Time	Vel. S1	Vel. S2	Vel. S3	Vel. S4	Avg spd	V.Max	Hour
1	FIRST LAP	113,52	118,95	124,79	143,35	124,67	167,01	12:03:07
2	01:44,539	<b>158,13</b>	124,52	126,67	143,22	137,92	199,38	12:04:52
3	01:44,628	156,21	123,02	127,75	<b>144,93</b>	137,80	198,77	12:06:37





Circuit de la C.Valenciana

9 - 10 November 2019

Circuit de la C.Valenciana

FIM CEV REPSOL Valencia

Spd. in Km/h

VELOCIDAD EN SECTORES Race ETC

4	01:43,931	157,22	125,22	<b>128,38</b>	144,60	<b>138,73</b>	198,77	12:08:20	3	01:46,446	154,96	124,13	123,20	140,05	135,45	193,43	12:06:40
5	01:44,705	155,44	124,79	127,51	143,39	137,70	199,38	12:10:05	4	01:46,253	152,36	122,20	<b>126,38</b>	142,13	135,69	186,21	12:08:26
6	01:44,584	157,08	124,90	126,53	143,51	137,86	197,56	12:11:50	5	01:46,282	155,36	124,08	124,88	139,02	135,66	194,59	12:10:13
7	01:44,443	156,59	125,19	126,53	144,28	138,05	200,00	12:13:34	6	01:46,117	154,26	123,70	125,43	140,53	135,87	190,03	12:11:59
8	01:44,247	157,84	124,56	126,78	144,76	138,31	203,13	12:15:18	7	01:46,023	155,74	123,74	123,49	141,63	135,99	190,03	12:13:45
9	01:44,486	156,44	124,66	127,73	143,62	137,99	199,38	12:17:03	8	01:46,613	154,50	120,93	124,88	141,53	135,24	196,36	12:15:31
10	01:44,554	155,64	125,41	127,82	143,01	137,90	196,36	12:18:47	9	01:45,848	154,19	123,82	125,58	141,61	136,21	194,01	12:17:17
11	01:44,500	157,65	<b>125,47</b>	126,12	143,25	137,97	197,56	12:20:32	10	01:45,714	156,24	<b>125,05</b>	125,29	139,65	136,39	194,01	12:19:03
12	01:44,542	154,31	125,09	127,61	144,68	137,92	199,38	12:22:16	11	01:45,480	155,31	124,15	125,02	<b>142,71</b>	136,69	194,01	12:20:48
13	01:44,895	155,58	124,54	125,96	144,07	137,45	195,77	12:24:01	12	01:45,528	155,60	123,99	125,77	141,71	136,63	192,86	12:22:34
14	01:44,662	155,56	124,63	127,38	143,80	137,76	197,56	12:25:46	13	01:46,533	149,81	124,08	125,09	141,97	135,34	190,59	12:24:21
15	01:44,791	155,57	123,84	126,79	144,59	137,59	<b>203,77</b>	12:27:31	14	01:45,738	155,17	123,74	125,73	141,32	136,36	190,59	12:26:06
16	01:44,554	154,36	124,85	127,92	144,55	137,90	202,50	12:29:15	15	01:46,125	153,95	123,92	124,95	140,94	135,86	196,36	12:27:52
17	01:44,604	155,13	125,36	127,05	143,93	137,83	198,17	12:31:00	16	01:45,840	154,12	123,64	125,69	141,79	136,22	192,86	12:29:38
									17	01:45,663	154,93	124,40	125,35	141,51	136,45	195,77	12:31:24

14 - TORRECILLAS, Carlos		P.Vmax: 31		T. Ideal: 01:44,995				
Lap	Time	Vel. S1	Vel. S2	Vel. S3	Vel. S4	Avg spd	V.Max	Hour

1	FIRST LAP	113,17	118,94	125,04	141,43	124,19	159,61	12:03:08
2	<b>01:45,144</b>	<b>156,09</b>	124,33	125,98	<b>142,64</b>	<b>137,13</b>	<b>197,56</b>	12:04:53
3	01:45,825	155,76	123,36	125,93	140,69	136,24	190,03	12:06:39
4	01:46,010	154,66	123,56	125,21	141,09	136,01	188,37	12:08:25
5	01:45,946	153,69	123,75	125,95	141,25	136,09	188,92	12:10:11
6	01:46,311	153,69	122,48	126,05	140,79	135,62	186,21	12:11:57
7	01:47,556	154,59	118,55	123,06	141,40	134,05	188,37	12:13:45
8	01:45,393	155,39	<b>124,75</b>	125,03	142,41	136,80	195,77	12:15:30
9	01:45,706	155,66	124,18	125,57	140,78	136,40	194,59	12:17:16
10	01:46,217	153,30	123,60	125,20	141,11	135,74	187,83	12:19:02
11	01:45,833	154,44	123,74	125,58	141,57	136,23	188,92	12:20:48
12	01:45,677	153,57	124,23	<b>126,28</b>	141,82	136,43	187,83	12:22:33
13	01:45,780	154,53	123,66	125,03	142,36	136,30	191,15	12:24:19
14	01:46,255	151,47	123,61	125,74	141,86	135,69	<b>197,56</b>	12:26:05
15	01:45,837	153,11	123,58	126,20	142,20	136,23	193,43	12:27:51
16	01:46,333	154,09	122,38	124,92	141,53	135,59	190,59	12:29:38
17	01:45,490	154,88	124,27	125,44	142,46	136,68	195,77	12:31:23

18 - MOOR, Rossi		P.Vmax: 35		T. Ideal: 01:46,255				
Lap	Time	Vel. S1	Vel. S2	Vel. S3	Vel. S4	Avg spd	V.Max	Hour

1	FIRST LAP	111,19	117,72	121,67	139,26	122,06	166,58	12:03:10
2	01:48,438	152,10	119,30	121,98	139,28	132,96	<b>196,36</b>	12:04:58
3	01:47,830	151,03	121,37	122,81	139,88	133,71	190,03	12:06:46
4	01:47,503	152,54	122,48	122,77	139,07	134,12	189,47	12:08:34
5	01:47,976	150,57	121,11	121,71	140,91	133,53	189,47	12:10:22
6	01:47,691	151,37	122,01	123,05	139,35	133,88	190,03	12:12:09
7	01:47,037	151,84	122,88	123,60	140,62	134,70	187,83	12:13:56
8	01:47,232	152,96	123,01	122,90	139,34	134,46	190,03	12:15:44
9	01:46,778	<b>153,30</b>	122,94	123,93	140,33	135,03	189,47	12:17:30
10	01:47,180	152,27	123,17	123,30	139,56	134,52	190,59	12:19:17
11	01:47,618	151,63	122,22	123,25	139,06	133,97	188,92	12:21:05
12	01:46,783	152,04	122,96	123,91	<b>141,29</b>	135,02	186,21	12:22:52
13	<b>01:46,662</b>	151,33	<b>123,30</b>	<b>125,16</b>	140,88	<b>135,17</b>	188,37	12:24:39
14	01:47,058	152,00	123,07	123,27	140,50	134,67	190,03	12:26:26
15	01:47,200	152,30	122,55	123,27	140,14	134,50	187,28	12:28:13
16	01:47,108	151,40	122,36	123,89	140,92	134,61	188,37	12:30:00
17	01:47,354	151,46	122,89	122,98	139,98	134,30	188,37	12:31:47

19 - KOFLER, Andreas		P.Vmax: 22		T. Ideal: 01:44,811				
Lap	Time	Vel. S1	Vel. S2	Vel. S3	Vel. S4	Avg spd	V.Max	Hour

1	FIRST LAP	113,79	117,11	123,63	141,56	123,64	162,41	12:03:08
2	<b>01:45,391</b>	<b>156,64</b>	123,38	125,96	142,07	<b>136,80</b>	<b>199,38</b>	12:04:54

21 - FALCONE, Vincent		P.Vmax: 38		T. Ideal: 01:44,942				
Lap	Time	Vel. S1	Vel. S2	Vel. S3	Vel. S4	Avg spd	V.Max	Hour

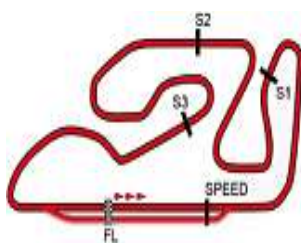
1	FIRST LAP	114,58	116,72	124,22	143,10	124,24	159,61	12:03:08
2	01:45,451	154,34	123,80	125,84	<b>143,20</b>	136,73	<b>195,77</b>	12:04:53
3	01:46,936	153,88	123,08	121,51	141,32	134,83	188,37	12:06:40
4	01:45,504	153,17	124,35	<b>126,72</b>	142,45	136,66	187,28	12:08:26
5	<b>01:45,411</b>	154,48	124,50	125,95	142,42	<b>136,78</b>	189,47	12:10:11
6	01:45,930	<b>154,96</b>	123,35	124,36	142,27	136,11	187,28	12:11:57
7	01:46,884	153,20	121,10	124,08	141,80	134,89	186,21	12:13:44
8	01:46,016	153,07	123,98	125,23	141,82	136,00	185,14	12:15:30
9	01:46,144	153,80	123,35	124,98	141,54	135,83	186,74	12:17:16
10	01:46,674	151,94	123,70	124,75	140,29	135,16	185,14	12:19:03
11	01:45,723	152,92	124,04	126,57	142,04	136,38	185,67	12:20:48
12	01:45,700	152,41	124,24	125,78	143,10	136,40	189,47	12:22:34
13	01:45,830	152,71	124,38	125,66	142,17	136,24	190,59	12:24:20
14	01:45,732	154,58	122,63	126,05	142,74	136,36	188,37	12:26:06
15	01:46,214	151,49	123,78	125,83	141,78	135,74	190,03	12:27:52
16	01:45,567	154,28	124,08	126,50	141,77	136,58	187,28	12:29:37
17	01:45,758	152,82	<b>124,90</b>	125,30	142,22	136,33	189,47	12:31:23

22 - ROUGE, Clément		P.Vmax: 18		T. Ideal: 01:44,064				
Lap	Time	Vel. S1	Vel. S2	Vel. S3	Vel. S4	Avg spd	V.Max	Hour

1	FIRST LAP	114,57	120,78	125,26	143,09	125,52	158,82	12:03:07
2	01:45,222	157,31	124,02	126,42	141,26	137,02	198,77	12:04:52
3	01:44,678	157,32	124,49	127,46	142,44	137,74	<b>200,62</b>	12:06:36
4	01:44,440	<b>158,16</b>	124,99	126,95	142,91	138,05	198,77	12:08:21
5	01:45,398	155,30	123,97	125,94	142,44	136,80	194,59	12:10:06
6	01:44,981	155,64	124,85	126,39	142,84	137,34	189,47	12:11:51
7	01:44,722	156,32	125,11	126,95	142,78	137,68	190,03	12:13:36
8	01:44,696	156,88	125,36	126,87	142,29	137,71	192,28	12:15:21
9	01:44,711	156,75	125,22	127,30	142,07	137,69	190,59	12:17:05
10	01:45,021	156,07	124,91	127,35	141,36	137,29	192,28	12:18:50
11	01:45,498	151,71	124,57	127,53	142,67	136,67	190,59	12:20:36
12	01:44,388	156,91	<b>125,71</b>	127,09	<b>143,21</b>	138,12	192,28	12:22:20
13	<b>01:44,342</b>	157,19	125,41	<b>127,79</b>	142,88	<b>138,18</b>	192,86	12:24:05
14	01:44,630	156,68	125,41	127,46	142,17	137,80	192,86	12:25:49
15	01:44,997	155,18	124,95	127,19	142,27	137,32	195,77	12:27:34
16	01:45,370	154,63	124,68	126,92	141,41	136,83	193,43	12:29:20
17	01:45,574	155,43	124,30	125,02	142,00	136,57	190,03	12:31:05

23 - MILLAN, Alex		P.Vmax: 15		T. Ideal: 01:44,449	
Lap	Time	Vel. S1	Vel. S2		





Circuit de la C.Valenciana

9 - 10 November 2019

Circuit de la C.Valenciana

FIM CEV REPSOL Valencia

Spd. in Km/h

VELOCIDAD EN SECTORES Race ETC

2	01:45,841	<b>157,08</b>	122,90	124,72	141,24	136,22	<b>201,24</b>	12:04:52	9	01:44,196	157,58	125,98	127,50	142,98	138,37	196,96	12:16:56
3	01:58,571	108,79	115,46	124,93	140,36	121,60	199,38	12:06:50	10	01:43,915	157,52	126,00	127,54	144,36	138,75	198,77	12:18:40
4	01:45,595	154,94	123,76	126,31	141,64	136,54	191,15	12:08:36	11	01:44,274	157,73	124,79	126,27	144,94	138,27	199,38	12:20:24
5	01:45,576	154,64	124,39	125,73	141,82	136,57	189,47	12:10:21	12	01:44,246	155,80	125,84	127,47	144,29	138,31	196,96	12:22:09
6	<b>01:45,125</b>	155,45	<b>124,75</b>	126,49	142,29	<b>137,15</b>	188,92	12:12:06	13	01:43,986	157,19	125,71	127,30	144,81	138,65	196,36	12:23:53
7	01:45,213	154,93	124,35	<b>126,60</b>	142,60	137,04	188,37	12:13:52	14	01:44,489	156,35	125,27	126,40	144,27	137,99	196,96	12:25:37
8	01:45,175	155,89	124,35	126,46	142,17	137,09	191,15	12:15:37	15	01:44,556	156,68	126,34	127,30	141,70	137,90	199,38	12:27:22
9	PIT	154,35	123,72	125,43	115,24	128,12	186,74	12:17:29	16	01:44,371	154,78	125,73	127,81	144,27	138,14	187,28	12:29:06
									17	01:43,918	157,37	125,92	127,47	144,63	138,74	195,77	12:30:50

<b>24 - ORTOLA,Iván</b>		P.Vmax: 18		T. Ideal: 01:43,237				
Lap	Time	Vel. S1	Vel. S2	Vel. S3	Vel. S4	Avg spd	V.Max	Hour

1	FIRST LAP	123,21	124,09	125,45	142,88	128,99	147,61	12:03:03
2	01:44,170	155,56	125,85	127,65	144,68	138,41	192,86	12:04:48
3	01:43,789	157,23	126,64	128,80	143,35	138,92	<b>200,62</b>	12:06:31
4	<b>01:43,400</b>	<b>157,97</b>	<b>126,93</b>	<b>128,90</b>	144,34	<b>139,44</b>	193,43	12:08:15
5	01:44,361	156,86	124,87	127,39	144,02	138,16	195,77	12:09:59
6	01:44,305	154,82	126,09	126,78	<b>145,17</b>	138,23	188,37	12:11:43
7	01:44,056	156,33	126,02	128,07	144,07	138,56	194,01	12:13:28
8	01:43,400	157,66	126,87	128,76	144,77	139,44	193,43	12:15:11
9	01:44,236	155,42	126,34	127,44	144,13	138,32	194,59	12:16:55
10	01:43,825	157,36	126,63	127,71	144,10	138,87	198,77	12:18:39
11	01:44,382	155,20	125,60	127,38	144,43	138,13	192,86	12:20:23
12	01:44,322	156,28	125,99	127,25	143,56	138,21	195,18	12:22:08
13	01:44,205	154,75	126,33	127,58	144,69	138,36	189,47	12:23:52
14	01:44,411	155,10	125,76	127,02	144,53	138,09	198,17	12:25:36
15	01:43,916	157,95	125,89	127,23	144,44	138,75	200,00	12:27:20
16	01:44,597	156,10	124,81	127,47	143,42	137,84	192,28	12:29:05
17	01:44,230	155,41	126,25	127,97	143,76	138,33	187,83	12:30:49

<b>29 - VIÑALES,Dean B.</b>		P.Vmax: 31		T. Ideal: 01:45,098				
Lap	Time	Vel. S1	Vel. S2	Vel. S3	Vel. S4	Avg spd	V.Max	Hour

1	FIRST LAP	109,90	117,71	120,58	141,27	121,84	166,15	12:03:10
2	01:46,398	154,19	122,96	123,93	141,44	135,51	<b>197,56</b>	12:04:56
3	01:45,776	154,88	124,18	124,27	142,27	136,31	194,01	12:06:42
4	01:46,764	<b>156,53</b>	121,39	122,36	141,15	135,05	195,77	12:08:29
5	01:46,112	154,19	123,62	124,42	141,63	135,88	191,15	12:10:15
6	01:45,854	154,78	124,59	124,58	141,23	136,21	191,15	12:12:01
7	01:45,727	155,29	124,21	124,97	141,50	136,37	190,59	12:13:47
8	01:45,713	155,45	123,87	124,99	141,78	136,39	191,72	12:15:32
9	<b>01:45,218</b>	156,28	124,82	<b>125,43</b>	142,12	<b>137,03</b>	193,43	12:17:18
10	01:45,809	156,37	<b>124,85</b>	124,04	140,47	136,26	195,18	12:19:03
11	01:46,207	152,24	124,24	123,96	<b>142,48</b>	135,75	189,47	12:20:50
12	01:45,566	156,02	123,93	125,07	141,92	136,58	194,59	12:22:35
13	01:45,896	154,93	123,53	124,77	141,87	136,15	192,28	12:24:21
14	01:46,184	153,96	123,82	124,93	140,76	135,78	191,72	12:26:07
15	01:45,922	153,58	124,44	125,17	141,43	136,12	192,28	12:27:53
16	01:45,872	154,67	124,28	125,35	140,83	136,18	191,15	12:29:39
17	01:46,531	154,74	123,39	124,18	139,69	135,34	190,03	12:31:26

<b>31 - GARCIA,Roberto</b>		P.Vmax: 15		T. Ideal: 01:43,148				
Lap	Time	Vel. S1	Vel. S2	Vel. S3	Vel. S4	Avg spd	V.Max	Hour

1	FIRST LAP	118,73	123,22	125,93	<b>145,37</b>	128,10	149,31	12:03:04
2	01:44,643	154,61	125,00	127,68	143,96	137,78	<b>201,24</b>	12:04:49
3	01:43,736	157,27	124,77	<b>129,28</b>	145,21	138,99	<b>201,24</b>	12:06:33
4	<b>01:43,416</b>	156,99	126,67	128,83	<b>145,37</b>	<b>139,42</b>	<b>201,24</b>	12:08:16
5	01:43,822	156,70	126,19	128,08	144,76	138,87	195,77	12:10:00
6	01:44,763	155,99	124,31	127,37	143,32	137,62	196,36	12:11:45
7	01:43,961	156,93	125,81	127,78	144,58	138,69	198,77	12:13:29
8	01:43,443	<b>157,81</b>	<b>126,95</b>	128,06	145,00	139,38	199,38	12:15:12

<b>38 - RODRIGUEZ,Juan</b>		P.Vmax: 35		T. Ideal: 01:43,746				
Lap	Time	Vel. S1	Vel. S2	Vel. S3	Vel. S4	Avg spd	V.Max	Hour

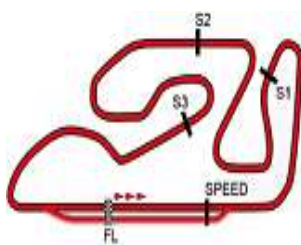
1	FIRST LAP	114,72	118,42	124,45	138,39	123,73	150,35	12:03:08
2	01:46,949	152,74	122,29	123,68	140,89	134,81	193,43	12:04:55
3	01:45,075	155,43	124,24	127,70	142,00	137,22	<b>196,36</b>	12:06:40
4	<b>01:44,037</b>	<b>158,11</b>	<b>126,94</b>	126,73	143,05	<b>138,59</b>	192,86	12:08:24
5	01:44,385	155,78	126,10	127,72	143,09	138,12	191,15	12:10:09
6	01:44,540	155,61	125,87	127,93	142,50	137,92	190,59	12:11:53
7	01:44,209	156,72	126,04	<b>128,21</b>	142,84	138,36	191,72	12:13:37
8	01:44,286	156,55	126,22	127,71	142,86	138,25	192,28	12:15:22
9	01:44,276	156,58	125,69	128,19	143,01	138,27	192,28	12:17:06
10	01:44,576	157,08	125,82	127,30	141,84	137,87	192,86	12:18:51
11	01:44,497	156,68	125,12	127,91	142,72	137,98	195,18	12:20:35
12	01:44,579	155,58	125,71	127,28	<b>143,12</b>	137,87	191,72	12:22:20
13	01:44,620	155,93	125,37	127,75	142,57	137,81	191,15	12:24:04
14	01:44,873	155,85	125,23	127,58	141,69	137,48	190,59	12:25:49
15	01:44,949	155,60	124,62	127,86	141,92	137,38	191,72	12:27:34
16	01:45,812	154,08	124,89	126,73	139,66	136,26	189,47	12:29:20
17	01:45,271	155,76	124,76	126,24	141,57	136,96	191,15	12:31:05

<b>40 - MILLAN,Hugo</b>		P.Vmax: 22		T. Ideal: 01:44,387				
Lap	Time	Vel. S1	Vel. S2	Vel. S3	Vel. S4	Avg spd	V.Max	Hour

1	FIRST LAP	112,46	118,00	122,99	142,48	123,52	160,00	12:03:08
2	01:46,378	155,99	123,60	121,58	141,75	135,54	<b>199,38</b>	12:04:55
3	01:45,511	155,62	124,92	124,52	141,95	136,65	191,15	12:06:40
4	01:44,935	<b>157,17</b>	125,10	126,78	141,26	137,40	194,59	12:08:25
5	01:45,482	155,04	124,62	125,46	141,97	136,69	190,03	12:10:11
6	01:46,027	154,49	123,07	125,96	140,97	135,98	186,74	12:11:57
7	01:47,012	152,40	120,90	124,25	141,87	134,73	186,21	12:13:44
8	01:46,156	151,19	124,59	126,52	140,78	135,82	187,83	12:15:30
9	01:46,040	152,96	123,71	126,26	141,12	135,97	193,43	12:17:16
10	01:45,653	153,68	124,53	126,64	141,19	136,47	194,01	12:19:02
11	01:45,694	153,72	124,43	126,74	140,99	136,41	186,74	12:20:47
12	01:45,795	153,51	124,34	126,37	141,10	136,28	185,67	12:22:33
13	01:46,035	153,20	124,03	125,35	141,46	135,97	187,83	12:24:19
14	<b>01:44,641</b>	156,00	<b>125,69</b>	127,19	<b>142,58</b>	<b>137,79</b>	196,96	12:26:04
15	01:44,888	155,40	124,98	<b>127,57</b>	142,25	137,46	191,15	12:27:49
16	01:44,872	156,05	124,89	127,36	142,12	137,48	190,59	12:29:34
17	01:46,398	149,02	124,79	126,52	141,17	135,51	190,59	12:31:20

<b>41 - FERNANDEZ,Eric</b>		P.Vmax: 35		T. Ideal: 01:45,635				
Lap	Time	Vel. S1	Vel. S2	Vel. S3	Vel. S4	Avg spd	V.Max	Hour

1	FIRST LAP	115,09	120,24	122,84	<b>141,36</b>	124,64	153,92	12:03:07
2	<b>01:45,827</b>	<b>156,16</b>	<b>123,30</b>	<b>125,93</b>	140,43	<b>136,24</b>	<b>196,36</b>	12:04:53
3	01:47,307	154,27	122,61	123,45	137,91			



Circuit de la C.Valenciana

9 - 10 November 2019

Spd. in Km/h

Circuit de la C.Valenciana  
FIM CEV REPSOL Valencia

VELOCIDAD EN SECTORES Race ETC

44 - DETTWILER,Noah		P.Vmax: 15 T. Ideal: 01:45,203						
Lap	Time	Vel. S1	Vel. S2	Vel. S3	Vel. S4	Avg spd	V.Max	Hour
1	FIRST LAP	111,74	117,71	122,99	141,90	123,08	162,81	12:03:09
2	01:46,160	154,44	123,43	125,03	140,84	135,81	200,00	12:04:55
3	01:45,806	155,05	123,47	124,92	<b>142,14</b>	136,27	197,56	12:06:41
4	01:45,446	155,08	123,84	<b>126,51</b>	141,98	136,73	<b>201,24</b>	12:08:26
5	01:46,140	<b>155,62</b>	123,76	125,37	139,37	135,84	193,43	12:10:12
6	01:45,826	155,48	123,85	125,73	140,55	136,24	191,15	12:11:58
7	01:46,289	154,59	123,10	123,92	141,51	135,65	191,15	12:13:45
8	01:46,414	153,63	123,06	125,57	140,15	135,49	195,77	12:15:31
9	01:45,446	154,87	<b>124,39</b>	125,88	142,13	136,73	192,28	12:17:16
10	01:46,440	155,05	123,55	124,53	139,38	135,46	195,77	12:19:03
11	01:45,456	155,27	123,80	126,37	141,96	136,72	194,01	12:20:48
12	01:45,728	155,31	124,04	125,52	141,14	136,37	194,01	12:22:34
13	01:45,658	154,42	123,98	125,95	141,83	136,46	190,59	12:24:20
14	01:46,106	153,47	123,02	125,57	141,80	135,88	194,59	12:26:06
15	01:45,888	153,89	123,71	125,45	141,89	136,16	194,01	12:27:52
16	01:45,813	155,03	124,04	125,01	141,42	136,26	192,86	12:29:37
17	<b>01:45,326</b>	155,13	124,38	126,36	142,07	<b>136,89</b>	191,72	12:31:23

48 - PLANQUES,Gabin		P.Vmax: 6 T. Ideal: 01:43,831						
Lap	Time	Vel. S1	Vel. S2	Vel. S3	Vel. S4	Avg spd	V.Max	Hour
1	FIRST LAP	117,58	120,72	123,53	144,13	126,30	160,40	12:03:06
2	01:45,819	157,35	121,77	124,40	142,72	136,25	202,50	12:04:52
3	01:44,420	157,26	124,77	<b>127,92</b>	143,03	138,08	<b>203,13</b>	12:06:36
4	01:44,255	157,19	125,70	127,58	143,20	138,30	195,77	12:08:20
5	01:44,613	156,23	125,03	127,44	143,02	137,82	197,56	12:10:05
6	01:44,703	157,17	124,85	126,46	142,97	137,70	193,43	12:11:50
7	01:44,213	<b>157,91</b>	125,34	126,62	<b>144,16</b>	138,35	198,77	12:13:34
8	01:44,100	157,77	125,86	126,89	144,00	138,50	201,24	12:15:18
9	<b>01:44,034</b>	157,54	<b>125,97</b>	127,20	144,11	<b>138,59</b>	194,59	12:17:02
10	01:44,344	156,33	<b>125,97</b>	127,68	143,05	138,18	194,01	12:18:46
11	01:45,128	157,71	123,34	125,50	143,04	137,15	196,96	12:20:31
12	01:44,736	153,79	125,26	127,58	143,96	137,66	191,15	12:22:16
13	01:45,087	155,40	125,10	125,04	143,52	137,20	200,62	12:24:01
14	01:44,591	155,88	125,41	126,87	143,52	137,85	200,62	12:25:46
15	01:44,601	156,20	124,93	126,69	143,92	137,84	202,50	12:27:30
16	01:45,261	153,00	124,13	127,09	143,68	136,97	196,36	12:29:16
17	01:44,511	156,92	125,29	127,05	143,08	137,96	197,56	12:31:00

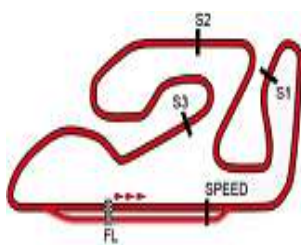
49 - GARCIA,Julio		P.Vmax: 22 T. Ideal: 01:44,992						
Lap	Time	Vel. S1	Vel. S2	Vel. S3	Vel. S4	Avg spd	V.Max	Hour
1	FIRST LAP	112,41	117,37	121,51	141,58	122,82	162,41	12:03:09
2	01:46,467	154,23	121,87	124,35	141,89	135,42	<b>199,38</b>	12:04:56
3	01:45,658	154,97	123,04	126,03	142,36	136,46	197,56	12:06:41
4	01:45,919	155,16	122,55	126,00	141,51	136,12	198,17	12:08:27
5	01:45,520	154,99	124,25	125,89	141,82	136,64	191,72	12:10:13
6	01:45,594	155,71	124,40	125,62	141,00	136,54	191,15	12:11:58
7	01:45,722	155,36	123,74	124,75	142,19	136,38	190,59	12:13:44
8	01:45,725	154,81	124,08	125,77	141,27	136,37	194,01	12:15:30
9	01:46,225	153,26	123,61	125,57	140,75	135,73	189,47	12:17:16
10	01:46,050	154,04	123,22	124,99	141,95	135,95	192,86	12:19:02
11	01:45,815	153,69	123,79	125,38	142,38	136,26	190,03	12:20:48
12	01:45,446	154,58	<b>124,59</b>	125,88	142,13	136,73	190,03	12:22:33
13	01:45,857	154,83	123,64	125,76	141,08	136,20	190,59	12:24:19
14	01:46,246	151,05	124,09	125,73	141,73	135,70	195,18	12:26:05
15	01:45,805	153,24	124,10	<b>126,53</b>	141,37	136,27	190,03	12:27:51
16	01:45,856	153,98	122,93	125,98	142,33	136,20	188,37	12:29:37

50 - MORELLI,Marco		P.Vmax: 9 T. Ideal: 01:43,877						
Lap	Time	Vel. S1	Vel. S2	Vel. S3	Vel. S4	Avg spd	V.Max	Hour
1	FIRST LAP	116,42	119,85	124,14	<b>143,96</b>	125,81	158,05	12:03:06
2	01:45,053	156,62	124,10	126,02	142,90	137,25	<b>202,50</b>	12:04:51
3	01:44,768	155,88	124,94	128,09	142,04	137,62	195,77	12:06:36
4	<b>01:43,937</b>	<b>158,50</b>	<b>125,28</b>	<b>128,21</b>	143,66	<b>138,72</b>	198,17	12:08:20
5	01:59,278	130,71	100,56	116,52	138,38	120,88	197,56	12:10:19
6	01:45,883	154,43	123,13	125,33	142,25	136,17	190,59	12:12:05
7	01:44,855	156,19	124,64	126,31	143,33	137,50	191,72	12:13:50
8	01:44,916	156,22	124,69	126,36	142,91	137,42	192,86	12:15:35
9	01:44,756	156,61	124,52	126,79	143,19	137,63	193,43	12:17:20
10	01:44,666	157,57	124,25	127,01	142,98	137,75	196,36	12:19:04
11	01:44,719	156,99	124,96	125,69	143,63	137,68	196,36	12:20:49
12	01:45,128	157,13	124,00	124,39	143,82	137,15	201,87	12:22:34
13	01:44,651	157,86	125,08	125,49	143,37	137,77	200,00	12:24:19
14	01:44,550	156,35	125,12	126,94	143,61	137,91	191,72	12:26:03
15	01:44,985	156,34	124,02	126,84	142,76	137,33	194,59	12:27:48
16	01:44,784	156,05	124,76	127,37	142,68	137,60	191,72	12:29:33
17	01:44,994	155,49	124,58	126,43	143,15	137,32	191,72	12:31:18

53 - BULIK,Michal		P.Vmax: 22 T. Ideal: 01:44,958						
Lap	Time	Vel. S1	Vel. S2	Vel. S3	Vel. S4	Avg spd	V.Max	Hour
1	FIRST LAP	113,97	116,50	123,51	141,27	123,44	162,81	12:03:08
2	01:46,741	153,62	121,16	125,52	140,74	135,07	197,56	12:04:55
3	01:46,054	153,72	124,13	126,03	140,22	135,95	196,96	12:06:41
4	01:46,607	155,37	119,64	126,18	141,15	135,24	<b>199,38</b>	12:08:28
5	01:46,597	153,31	121,64	126,00	140,68	135,26	193,43	12:10:14
6	01:45,672	154,76	124,24	125,74	141,40	136,44	188,37	12:12:00
7	<b>01:45,343</b>	<b>155,53</b>	124,57	<b>126,30</b>	141,54	<b>136,87</b>	191,72	12:13:46
8	01:46,023	154,86	122,76	125,24	141,71	135,99	191,72	12:15:32
9	01:45,805	154,83	124,37	124,16	142,06	136,27	194,01	12:17:17
10	01:46,065	154,36	123,83	124,96	141,00	135,94	194,01	12:19:03
11	01:45,570	154,03	124,09	125,65	142,73	136,57	190,03	12:20:49
12	01:45,478	154,58	124,34	124,90	<b>143,20</b>	136,69	191,72	12:22:34
13	01:46,169	151,73	124,00	125,32	142,04	135,80	194,59	12:24:21
14	01:45,998	152,44	124,60	124,97	141,98	136,02	194,01	12:26:07
15	01:45,975	152,24	<b>124,79</b>	125,43	141,62	136,05	192,28	12:27:53
16	01:48,229	154,11	124,29	114,32	141,19	133,22	194,01	12:29:41
17	01:46,601	152,59	123,47	124,64	140,48	135,25	188,92	12:31:27

54 - ALDEGUER,Fermin		P.Vmax: 21 T. Ideal: 01:43,261						
Lap	Time	Vel. S1	Vel. S2	Vel. S3	Vel. S4	Avg spd	V.Max	Hour
1	FIRST LAP	121,75	124,11	125,70	143,97	128,88	147,95	12:03:04
2	01:43,972	156,62	126,06	127,66	144,60	138,67	196,96	12:04:48
3	01:43,623	157,21	126,65	128,97	144,04	139,14	196,36	12:06:31
4	<b>01:43,524</b>	157,01	126,78	<b>129,16</b>	144,38	<b>139,27</b>	191,72	12:08:15
5	01:44,559	153,73	125,66	127,21	<b>144,81</b>	137,89	190,03	12:09:59
6	01:44,163	155,79	126,06	127,18	144,75	138,42	192,86	12:11:43
7	01:43,681	157,61	126,68	128,76	143,60	139,06	192,28	12:13:27
8	01:43,678	157,38	<b>126,79</b>	128,92	143,53	139,07	190,59	12:15:11
9	01:44,293	154,79	125,68	128,34	144,22	138,25	190,59	12:16:55
10	01:44,798	154,53	124,19	127,66	144,16	137,58	193,43	12:18:40
11	01:44,173	157,28	125,36	127,23	144,25	138,40	<b>200,00</b>	12:20:24
12	01:43,875	<b>158,16</b>	126,76	126,30	144,43	138,80	195,77	12:22:08
13	01:43,919	157,32	125,79	127,74	144,55	138,74	199,38	12:23:52
14	01:44,774	153,41	125,78	126,63	144,40	137,61	196,36	12:25:37
15	01:43,866	157,32	126,23	127,32	144,72	138,81	198,17	12:27:20





Circuit de la C.Valenciana

9 - 10 November 2019

Circuit de la C.Valenciana

FIM CEV REPSOL Valencia

Spd. in Km/h

VELOCIDAD EN SECTORES Race ETC

16	01:44,425	154,96	125,66	127,48	144,24	138,07	195,77	12:29:05
17	01:44,336	157,38	125,60	127,93	142,44	138,19	193,43	12:30:49

<b>64 - MUÑOZ,David</b>								P.Vmax: 13	T. Ideal: 01:43,821
-------------------------	--	--	--	--	--	--	--	------------	---------------------

Lap	Time	Vel. S1	Vel. S2	Vel. S3	Vel. S4	Avg spd	V.Max	Hour
1	FIRST LAP	116,21	122,35	125,58	<b>144,71</b>	126,87	160,00	12:03:05
2	01:44,583	157,41	123,98	126,97	143,86	137,86	<b>201,87</b>	12:04:50
3	01:44,439	156,57	125,63	127,13	143,26	138,05	190,59	12:06:34
4	01:44,389	<b>158,02</b>	<b>125,89</b>	125,73	143,44	138,12	194,59	12:08:19
5	01:45,141	155,41	123,87	126,78	142,94	137,13	197,56	12:10:04
6	01:45,300	155,89	124,78	124,77	142,69	136,92	197,56	12:11:49
7	01:44,291	156,68	125,77	126,54	144,32	138,25	195,18	12:13:33
8	<b>01:44,202</b>	157,16	125,88	127,14	143,71	<b>138,37</b>	196,96	12:15:18
9	01:44,301	156,87	125,84	127,27	143,36	138,23	195,77	12:17:02
10	01:44,545	156,85	125,88	126,52	142,82	137,91	194,01	12:18:47
11	01:44,982	156,57	124,50	125,20	143,63	137,34	197,56	12:20:32
12	01:44,496	155,19	125,62	127,03	144,18	137,98	194,59	12:22:16
13	01:45,076	155,34	124,93	125,63	143,23	137,22	196,36	12:24:01
14	01:44,627	156,41	125,32	127,03	142,88	137,80	194,01	12:25:46
15	01:44,968	154,39	123,83	<b>127,40</b>	144,07	137,36	197,56	12:27:31
16	01:44,567	155,33	125,05	127,37	144,02	137,88	199,38	12:29:15
17	01:44,461	156,41	125,03	126,81	144,24	138,02	193,43	12:31:00

<b>67 - PALAZZI,Filippo M.</b>								P.Vmax: 29	T. Ideal: 01:43,961
--------------------------------	--	--	--	--	--	--	--	------------	---------------------

Lap	Time	Vel. S1	Vel. S2	Vel. S3	Vel. S4	Avg spd	V.Max	Hour
1	FIRST LAP	115,42	121,72	125,05	142,89	125,94	158,44	12:03:06
2	01:44,746	156,26	124,60	127,17	143,07	137,65	197,56	12:04:51
3	<b>01:44,039</b>	<b>157,87</b>	<b>125,35</b>	<b>128,46</b>	143,33	<b>138,58</b>	195,18	12:06:35
4	01:44,529	157,64	124,80	126,26	<b>143,72</b>	137,93	<b>198,77</b>	12:08:19

<b>69 - RUDA,Marcos</b>								P.Vmax: 9	T. Ideal: 01:42,948
-------------------------	--	--	--	--	--	--	--	-----------	---------------------

Lap	Time	Vel. S1	Vel. S2	Vel. S3	Vel. S4	Avg spd	V.Max	Hour
1	FIRST LAP	122,84	124,28	126,17	140,82	128,61	153,55	12:03:04
2	01:43,965	156,53	125,48	128,04	144,99	138,68	<b>202,50</b>	12:04:48
3	01:43,971	156,76	125,36	128,15	144,80	138,67	<b>202,50</b>	12:06:32
4	01:43,556	157,89	125,95	<b>128,67</b>	144,89	139,23	200,00	12:08:15
5	01:44,242	156,05	125,80	126,79	144,80	138,31	196,96	12:10:00
6	01:44,793	155,05	125,77	125,09	144,48	137,59	200,62	12:11:44
7	01:43,531	158,08	126,05	127,81	145,58	139,26	196,36	12:13:28
8	<b>01:43,263</b>	157,63	<b>127,15</b>	128,13	<b>145,79</b>	<b>139,62</b>	<b>202,50</b>	12:15:11
9	01:43,652	<b>159,03</b>	126,29	127,67	144,10	139,10	<b>202,50</b>	12:16:55
10	01:44,187	156,44	125,84	127,95	143,62	138,39	191,72	12:18:39
11	01:44,339	155,53	125,54	127,58	144,26	138,18	191,72	12:20:23
12	01:44,469	156,53	125,60	125,89	144,36	138,01	191,15	12:22:08
13	01:43,944	157,41	125,70	127,91	144,29	138,71	194,01	12:23:52
14	01:44,322	155,34	125,49	127,82	144,33	138,21	191,15	12:25:36
15	01:44,154	156,82	125,74	127,37	144,16	138,43	193,43	12:27:20
16	01:44,930	152,44	125,64	125,93	145,25	137,41	190,03	12:29:05
17	01:44,118	156,30	125,62	127,65	144,61	138,48	194,01	12:30:49

<b>72 - FALZONE,Mattia</b>								P.Vmax: 22	T. Ideal: 01:45,296
----------------------------	--	--	--	--	--	--	--	------------	---------------------

Lap	Time	Vel. S1	Vel. S2	Vel. S3	Vel. S4	Avg spd	V.Max	Hour
1	FIRST LAP	110,87	117,53	120,72	142,05	122,30	165,73	12:03:10
2	01:46,177	156,30	121,95	123,78	142,17	135,79	198,17	12:04:56
3	01:46,118	153,69	122,91	124,55	<b>142,66</b>	135,87	<b>199,38</b>	12:06:42
4	01:46,687	156,34	120,30	123,13	142,16	135,14	198,17	12:08:29
5	01:46,194	154,62	122,26	124,45	142,38	135,77	192,86	12:10:15
6	01:45,681	154,95	123,92	<b>124,92</b>	142,34	136,43	194,01	12:12:00
7	01:45,800	155,56	123,55	124,37	142,22	136,28	194,59	12:13:46
8	01:45,863	155,63	123,27	124,50	142,05	136,19	192,86	12:15:32

9	01:45,821	156,23	122,45	124,81	142,41	136,25	194,01	12:17:18
10	01:45,764	155,70	123,95	124,30	141,91	136,32	195,77	12:19:04
11	01:46,341	153,27	122,43	124,64	142,35	135,58	195,18	12:20:50
12	<b>01:45,561</b>	<b>156,39</b>	123,83	124,22	142,60	<b>136,58</b>	195,18	12:22:36
13	01:45,700	155,66	123,53	124,39	142,63	136,40	194,59	12:24:21
14	01:46,281	153,79	<b>124,34</b>	123,01	141,71	135,66	196,36	12:26:08
15	01:46,096	154,74	123,05	124,86	141,49	135,90	195,77	12:27:54
16	01:46,334	154,48	122,73	124,66	141,09	135,59	191,15	12:29:40
17	01:46,561	154,86	122,68	123,67	140,69	135,30	191,15	12:31:27

<b>74 - SAKO,Daijiro</b>								P.Vmax: 9	T. Ideal: 01:43,663
--------------------------	--	--	--	--	--	--	--	-----------	---------------------

Lap	Time	Vel. S1	Vel. S2	Vel. S3	Vel. S4	Avg spd	V.Max	Hour
1	FIRST LAP	120,46	122,55	123,91	142,70	127,40	148,97	12:03:05
2	01:45,080	155,13	124,70	126,45	142,85	137,21	197,56	12:04:50
3	01:44,741	155,93	125,42	125,84	143,70	137,65	190,59	12:06:35
4	01:44,415	157,52	125,40	126,04	143,94	138,08	<b>202,50</b>	12:08:19
5	01:45,028	156,05	124,15	125,34	144,06	137,28	196,36	12:10:04
6	01:45,339	155,51	124,94	124,18	143,19	136,87	196,96	12:11:49
7	01:44,563	157,33	125,18	125,52	144,08	137,89	195,18	12:13:34
8	01:44,255	<b>157,67</b>	125,73	125,90	<b>144,40</b>	138,30	199,38	12:15:18
9	01:44,312	156,64	125,79	126,48	144,28	138,22	198,77	12:17:03
10	01:44,227	156,72	<b>126,53</b>	127,12	143,24	138,33	200,62	12:18:47
11	01:44,881	157,28	124,97	125,05	143,21	137,47	198,77	12:20:32
12	01:44,100	156,77	126,27	127,01	144,22	138,50	195,77	12:22:16
13	01:44,807	155,53	124,62	127,47	143,03	137,57	196,36	12:24:01
14	01:44,695	155,44	125,71	127,19	142,72	137,71	188,92	12:25:45
15	01:44,848	157,12	124,52	127,50	141,69	137,51	190,03	12:27:30
16	01:44,218	157,06	125,69	127,15	143,90	138,34	190,03	12:29:14
17	<b>01:44,030</b>	157,04	125,60	<b>128,12</b>	144,05	<b>138,59</b>	189,47	12:30:58

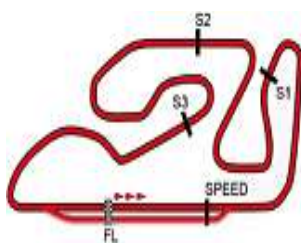
<b>76 - KELSO,Joel D.</b>								P.Vmax: 6	T. Ideal: 01:42,992
---------------------------	--	--	--	--	--	--	--	-----------	---------------------

Lap	Time	Vel. S1	Vel. S2	Vel. S3	Vel. S4	Avg spd	V.Max	Hour
1	FIRST LAP	119,63	123,26	126,40	144,42	128,28	151,76	12:03:04
2	01:44,519	154,56	124,63	128,50	144,27	137,95	202,50	12:04:49
3	01:44,239	153,29	125,48	<b>129,54</b>	144,82	138,32	198,77	12:06:33
4	01:43,493	158,09	126,41	127,71	145,46	139,31	200,62	12:08:16
5	01:43,991	156,81	125,80	128,01	144,32	138,65	200,00	12:10:00
6	01:44,455	155,88	125,71	127,05	143,71	138,03	198,77	12:11:45
7	01:43,833	157,54	125,74	127,97	144,65	138,86	199,38	12:13:29
8	<b>01:43,403</b>	157,04	126,82	128,56	<b>145,49</b>	<b>139,44</b>	198,17	12:15:12
9	01:43,783	<b>158,48</b>	126,30	127,70	143,82	138,92	197,56	12:16:56
10	01:43,769	158,41	125,66	127,89	144,46	138,94	199,38	12:18:40
11	01:44,479	156,44	125,11	127,38	143,49	138,00	198,77	12:20:24
12	01:44,056	156,23	<b>126,87</b>	127,48	143,77	138,56	190,59	12:22:08
13	01:43,894	157,87	125,42	127,47	144,91	138,78	<b>203,13</b>	12:23:52
14	01:44,794	154,94	125,90	127,04	142,57	137,58	200,62	12:25:37
15	01:44,217	157,78	126,44	127,09	142,60	138,35	199,38	12:27:21
16	01:44,408	154,39	126,21	127,37	144,28	138,09	190,03	12:29:05
17	01:44,106	156,66	125,85	128,23	143,60	138,49	196,96	12:30:50

<b>77 - VOLPI,Mattia</b>								P.Vmax: 2	T. Ideal: 01:43,714
--------------------------	--	--	--	--	--	--	--	-----------	---------------------

Lap	Time	Vel. S1	Vel. S2	Vel. S3	Vel. S4	Avg spd	V.Max	Hour
1	FIRST LAP	118,83	120,55	126,38	142,73	126,94	156,14	12:03:05
2	01:46,098	155,62	122,55	124,30	141,91	135,89	<b>203,77</b>	12:04:51
3	01:44,084	157,71	125,24	<b>128,13</b>	143,65	138,52	196,96	12:06:35
4	<b>01:43,867</b>	<b>158,06</b>	126,09	127,58	<b>144,06</b>	<b>138,81</b>	199,38	12:08:19
5	01:44,616	156,64	124,17					





Circuit de la C.Valenciana

9 - 10 November 2019

Circuit de la C.Valenciana

FIM CEV REPSOL Valencia

Spd. in Km/h

VELOCIDAD EN SECTORES Race ETC

8	01:44,258	157,21	126,26	126,85	143,25	138,29	199,38	12:15:18	10	01:46,586	154,98	123,37	124,02	139,41	135,27	191,72	12:19:03
9	01:44,491	154,28	125,72	128,09	143,81	137,98	193,43	12:17:02	11	01:45,546	154,37	124,08	125,86	142,39	136,60	192,86	12:20:49
10	01:44,627	155,31	<b>126,32</b>	126,75	142,92	137,80	199,38	12:18:47	12	01:45,528	155,81	124,28	125,79	141,21	136,63	195,18	12:22:34
11	01:44,828	157,23	125,40	125,06	143,04	137,54	197,56	12:20:32	13	01:46,240	154,38	123,31	125,21	140,46	135,71	194,59	12:24:21
12	01:44,551	154,98	125,76	126,89	144,05	137,90	198,77	12:22:16	14	01:46,121	153,56	123,93	124,85	141,34	135,86	191,72	12:26:07
13	01:44,802	156,24	124,88	126,32	143,30	137,57	198,77	12:24:01	15	01:45,892	153,90	124,41	125,31	141,23	136,16	191,15	12:27:53
14	01:44,541	156,39	125,38	126,72	143,55	137,92	199,38	12:25:46	16	01:45,503	155,84	124,86	125,91	140,59	136,66	195,77	12:29:38
15	01:44,591	156,39	125,08	127,57	142,83	137,85	201,24	12:27:30	17	01:45,304	155,16	124,09	126,14	<b>142,69</b>	136,92	189,47	12:31:23
16	01:45,568	154,17	125,61	127,57	139,26	136,58	194,59	12:29:16									
17	01:45,625	154,99	124,31	126,00	141,14	136,50	196,36	12:31:02									

<b>78 - MOGEDA, Daniel</b>									P.Vmax: 2	T. Ideal: 01:44,621
Lap	Time	Vel. S1	Vel. S2	Vel. S3	Vel. S4	Avg spd	V.Max	Hour		
1	FIRST LAP	110,23	118,38	121,51	143,19	122,73	161,19	12:03:09		
2	01:46,129	156,28	122,01	124,25	141,89	135,85	<b>203,77</b>	12:04:55		
3	01:46,199	152,66	122,61	124,53	143,44	135,76	196,96	12:06:42		
4	01:46,466	156,07	119,82	124,95	142,25	135,42	201,87	12:08:28		
5	01:46,494	152,92	121,90	124,89	142,24	135,39	195,18	12:10:14		
6	01:45,427	156,46	124,25	125,75	141,27	136,76	192,28	12:12:00		
7	01:45,201	156,11	124,16	<b>126,33</b>	142,20	137,05	195,77	12:13:45		
8	01:45,937	154,87	122,90	125,24	141,98	136,10	196,96	12:15:31		
9	01:45,687	153,64	124,21	125,39	142,58	136,42	189,47	12:17:17		
10	01:46,512	155,10	122,58	124,25	140,31	135,37	196,36	12:19:03		
11	01:45,768	153,90	124,06	124,07	143,41	136,32	190,59	12:20:49		
12	01:45,645	154,04	<b>124,45</b>	123,94	143,61	136,48	194,01	12:22:35		
13	01:45,329	155,20	124,24	124,70	143,75	136,89	201,87	12:24:20		
14	01:45,957	156,48	120,05	125,08	<b>144,06</b>	136,07	194,01	12:26:06		
15	01:45,424	153,95	123,84	125,62	143,82	136,76	198,17	12:27:51		
16	01:45,245	<b>157,02</b>	122,86	126,09	142,95	136,99	194,01	12:29:37		
17	<b>01:45,166</b>	156,43	123,93	125,99	142,70	<b>137,10</b>	191,72	12:31:22		

<b>92 - MOREIRA, Diogo</b>									P.Vmax: 18	T. Ideal: 01:43,141
Lap	Time	Vel. S1	Vel. S2	Vel. S3	Vel. S4	Avg spd	V.Max	Hour		
1	FIRST LAP	120,26	124,22	127,01	143,89	128,73	151,05	12:03:04		
2	01:44,442	153,82	125,83	127,37	145,00	138,05	196,96	12:04:48		
3	01:44,877	152,13	124,61	128,01	144,94	137,48	197,56	12:06:33		
4	<b>01:43,196</b>	<b>157,91</b>	126,99	<b>128,67</b>	<b>145,57</b>	<b>139,71</b>	<b>200,62</b>	12:08:16		
5	01:43,701	156,52	126,56	128,08	145,12	139,03	198,17	12:10:00		
6	01:44,083	155,62	126,11	127,76	144,68	138,52	198,17	12:11:44		
7	01:43,648	157,51	126,55	127,79	144,90	139,11	193,43	12:13:28		
8	01:43,768	155,40	<b>127,25</b>	127,96	145,03	138,94	191,72	12:15:11		
9	01:43,943	157,21	126,01	127,46	144,54	138,71	196,96	12:16:55		
10	01:44,052	157,23	125,92	127,36	144,15	138,57	<b>200,62</b>	12:18:39		
11	01:44,692	156,02	122,48	127,70	145,44	137,72	191,72	12:20:24		
12	01:43,915	157,68	127,10	127,19	143,39	138,75	195,18	12:22:08		
13	01:44,229	154,90	126,13	127,24	145,00	138,33	<b>200,62</b>	12:23:52		
14	01:44,660	154,65	125,75	127,31	143,37	137,76	198,17	12:25:37		

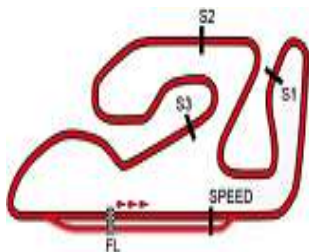
<b>95 - RUEDA, José A.</b>									P.Vmax: 13	T. Ideal: 01:43,219
Lap	Time	Vel. S1	Vel. S2	Vel. S3	Vel. S4	Avg spd	V.Max	Hour		
1	FIRST LAP	121,15	123,73	125,84	144,21	128,69	151,76	12:03:04		
2	01:44,227	154,70	125,75	128,09	144,77	138,33	201,24	12:04:48		
3	01:44,573	153,27	124,99	<b>128,95</b>	144,23	137,88	200,00	12:06:33		
4	<b>01:43,444</b>	157,69	127,00	128,89	144,27	<b>139,38</b>	196,96	12:08:16		
5	01:44,221	155,72	126,36	127,22	144,14	138,34	194,01	12:10:00		
6	01:44,301	156,53	125,32	127,26	144,20	138,23	196,36	12:11:44		
7	01:43,535	157,67	126,77	127,76	<b>145,13</b>	139,26	198,17	12:13:28		
8	01:43,613	156,75	<b>127,19</b>	128,50	144,30	139,15	<b>201,87</b>	12:15:12		
9	01:44,502	156,96	125,92	127,20	142,28	137,97	198,77	12:16:56		
10	01:43,847	<b>157,71</b>	126,56	127,47	144,02	138,84	197,56	12:18:40		
11	01:44,094	157,52	125,05	127,68	144,38	138,51	<b>201,87</b>	12:20:24		
12	01:44,222	154,72	126,66	127,66	144,20	138,34	190,03	12:22:08		
13	01:44,114	156,09	125,90	127,55	144,58	138,48	201,24	12:23:52		
14	01:44,474	156,50	125,66	125,81	144,37	138,01	196,36	12:25:37		
15	01:44,205	155,91	126,60	127,71	143,35	138,36	194,59	12:27:21		
16	01:44,021	155,82	126,67	127,49	144,48	138,61	195,77	12:29:05		
17	01:44,454	155,29	125,70	127,43	143,83	138,03	195,18	12:30:50		

<b>80 - ALONSO, David</b>									P.Vmax: 1	T. Ideal: 01:43,006
Lap	Time	Vel. S1	Vel. S2	Vel. S3	Vel. S4	Avg spd	V.Max	Hour		
1	FIRST LAP	118,10	123,12	126,17	143,74	127,57	155,40	12:03:05		
2	01:44,047	155,97	124,63	128,53	145,52	138,57	200,62	12:04:49		
3	01:43,549	158,29	125,56	<b>129,08</b>	144,67	139,24	<b>205,06</b>	12:06:32		
4	<b>01:43,050</b>	<b>158,91</b>	126,35	129,06	<b>145,89</b>	<b>139,91</b>	198,77	12:08:15		
5	01:44,103	156,91	125,75	127,08	144,60	138,50	197,56	12:09:59		
6	01:44,192	155,04	125,67	127,55	145,29	138,38	198,17	12:11:44		
7	01:43,877	157,85	125,93	128,20	143,75	138,80	200,00	12:13:28		
8	01:43,374	158,31	<b>126,53</b>	128,95	144,59	139,47	196,36	12:15:11		
9	01:44,180	156,28	126,05	128,04	143,47	138,40	194,01	12:16:55		
10	01:44,257	156,53	125,55	128,11	143,37	138,29	195,18	12:18:39		

<b>84 - Van Den GOORBERGH, Z.</b>									P.Vmax: 6	T. Ideal: 01:44,610
Lap	Time	Vel. S1	Vel. S2	Vel. S3	Vel. S4	Avg spd	V.Max	Hour		
1	FIRST LAP	120,97	123,60	125,89	143,44	128,43	155,02	12:03:04		
2	<b>01:44,610</b>	<b>154,56</b>	<b>125,98</b>	<b>127,03</b>	<b>143,70</b>	<b>137,83</b>	<b>203,13</b>	12:04:49		

<b>90 - HOSCIUC, Jacopo A.</b>									P.Vmax: 22	T. Ideal: 01:44,728
Lap	Time	Vel. S1	Vel. S2	Vel. S3	Vel. S4	Avg spd	V.Max	Hour		
1	FIRST LAP	109,28	117,28	120,84	141,81	121,70	165,31	12:03:10		
2	01:45,744	<b>156,41</b>	122,79	124,66	142,41	136,35	<b>199,38</b>	12:04:56		
3	01:45,638	155,25	123,61	125,69	141,93	136,49	197,56	12:06:42		
4	01:46,264	155,53	121,36	126,15	140,75	135,68	<b>199,38</b>	12:08:28		
5	01:46,333	153,45	122,80	125,28	141,23	135,59	189,47	12:10:14		
6	01:45,596	155,58	124,97	125,49	140,60	136,54	187,83	12:12:00		
7	<b>01:45,267</b>	156,31	<b>125,40</b>	125,44	141,23	<b>136,97</b>	190,03	12:13:45		
8	01:45,927	154,70	123,90	125,10	141,19	136,11	196,36	12:15:31		
9	01:45,679	153,69	124,02	<b>126,61</b>	141,63	136,43	191,15	12:17:17		





Circuit de la C.Valenciana

9 - 10 November 2019

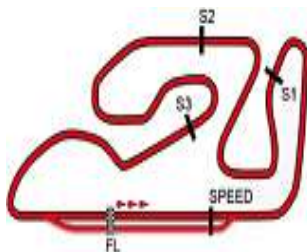
Circuit de la C.Valenciana  
FIM CEV REPSOL Valencia

Análisis por vuelta Race ETC

Lap: 1			Lap: 2			Lap: 3			Lap: 4			Lap: 5			Lap: 6											
Num	Tiempo	GAP	Num	Tiempo	GAP	Num	Tiempo	GAP	Num	Tiempo	GAP	Num	Tiempo	GAP	Num	Tiempo	GAP									
50	01:45,053		5	01:44,010		54	01:43,623		5	01:44,179		5	01:44,308		50	01:45,053	3,884	4	01:47,665	14,947	48	01:44,613	5,900			
77	01:46,098		54	01:43,972	0,079	24	01:43,789	0,266	24	01:44,361	0,129	13	01:44,163	0,040	77	01:46,098	3,910	23	01:58,571	18,915	13	01:44,705	6,083			
23	01:45,841		24	01:44,170	0,179	5	01:44,005	0,303	14	01:44,361	0,129	24	01:44,305	0,126	23	01:45,841	4,046	22	01:45,398	7,236	48	01:45,819	4,212	6	01:45,386	7,546
48	01:45,819		69	01:43,965	0,307	69	01:43,971	0,576	54	01:44,559	0,185	80	01:44,192	0,286	22	01:45,398	7,236	22	01:45,222	4,320	6	01:45,386	7,546			
22	01:45,222		95	01:44,227	0,500	21	01:46,936	8,971	80	01:44,103	0,402	80	01:44,083	0,626	6	01:45,386	7,546	14	01:45,946	11,656	14	01:45,946	11,656			
13	01:44,539		92	01:44,442	0,677	19	01:46,446	8,984	69	01:44,242	0,476	44	01:45,594	14,872	14	01:45,946	11,656	40	01:45,482	11,668	40	01:45,482	11,668			
6	01:45,059		84	01:44,610	1,103	38	01:45,075	9,079	49	01:44,242	0,476	49	01:45,520	13,586	40	01:45,482	11,668	21	01:45,411	11,988	21	01:45,411	11,988			
14	01:45,144		76	01:44,519	1,150	40	01:45,511	9,149	31	01:43,822	0,803	44	01:46,140	13,326	21	01:45,411	11,988	44	01:46,140	13,326	44	01:46,140	13,326			
41	01:45,827		80	01:44,047	1,300	41	01:47,307	9,337	92	01:43,701	0,851	49	01:45,520	13,586	44	01:46,140	13,326	49	01:45,520	13,586	49	01:45,520	13,586			
21	01:45,451		31	01:44,643	1,429	49	01:45,658	10,045	95	01:44,221	1,138	19	01:46,282	13,621	49	01:45,520	13,586	19	01:46,282	13,621	19	01:46,282	13,621			
19	01:45,391		10	01:44,209	1,622	53	01:46,054	10,127	76	01:43,991	1,273	90	01:46,282	13,621	19	01:46,282	13,621	90	01:46,282	13,621	90	01:46,282	13,621			
40	01:46,378		64	01:44,583	2,460	78	01:46,199	10,340	10	01:43,731	1,329	31	01:46,333	15,086	90	01:46,282	13,621	31	01:46,333	15,086	31	01:46,333	15,086			
44	01:46,160		74	01:45,080	2,479	90	01:45,638	10,387	8	01:44,828	4,475	78	01:46,494	15,402	78	01:46,494	15,402	78	01:46,494	15,402	78	01:46,494	15,402			
38	01:46,949		7	01:45,187	2,828	72	01:46,118	10,713	7	01:45,123	4,682	53	01:46,597	15,433	53	01:46,597	15,433	53	01:46,597	15,433	53	01:46,597	15,433			
53	01:46,741		8	01:45,034	3,070	29	01:45,776	11,040	64	01:45,141	4,829	72	01:46,194	15,696	72	01:46,194	15,696	72	01:46,194	15,696	72	01:46,194	15,696			
78	01:46,129		8	01:45,187	2,828	72	01:46,118	10,713	77	01:44,616	4,877	29	01:46,112	16,018	29	01:46,112	16,018	29	01:46,112	16,018	29	01:46,112	16,018			
49	01:46,467		4	01:45,034	3,070	29	01:45,776	11,040	4	01:45,141	4,829	50	01:46,278	20,267	50	01:46,278	20,267	50	01:46,278	20,267	50	01:46,278	20,267			
72	01:46,177		4	01:45,034	3,070	29	01:45,776	11,040	74	01:44,616	4,877	4	01:47,464	20,869	4	01:47,464	20,869	4	01:47,464	20,869	4	01:47,464	20,869			
90	01:45,744		67	01:44,746	3,459	18	01:47,830	14,923	74	01:45,028	5,063	23	01:45,576	22,188	23	01:45,576	22,188	23	01:45,576	22,188	23	01:45,576	22,188			
29	01:46,398		4	01:44,746	3,459	18	01:47,830	14,923	77	01:43,867	4,635	18	01:47,976	22,504	18	01:47,976	22,504	18	01:47,976	22,504	18	01:47,976	22,504			
18	01:48,438		4	01:44,746	3,459	18	01:47,830	14,923	67	01:44,529	4,801	41	01:59,194	30,907	41	01:59,194	30,907	41	01:59,194	30,907	41	01:59,194	30,907			
4	01:47,623		4	01:44,746	3,459	18	01:47,830	14,923	50	01:43,937	5,363	41	01:59,194	30,907	41	01:59,194	30,907	41	01:59,194	30,907	41	01:59,194	30,907			
4	01:47,623		4	01:44,746	3,459	18	01:47,830	14,923	48	01:44,255	5,661	41	01:59,194	30,907	41	01:59,194	30,907	41	01:59,194	30,907	41	01:59,194	30,907			
4	01:47,623		4	01:44,746	3,459	18	01:47,830	14,923	13	01:43,931	5,752	41	01:59,194	30,907	41	01:59,194	30,907	41	01:59,194	30,907	41	01:59,194	30,907			
4	01:47,623		4	01:44,746	3,459	18	01:47,830	14,923	22	01:44,440	6,212	41	01:59,194	30,907	41	01:59,194	30,907	41	01:59,194	30,907	41	01:59,194	30,907			
4	01:47,623		4	01:44,746	3,459	18	01:47,830	14,923	6	01:44,659	6,534	41	01:59,194	30,907	41	01:59,194	30,907	41	01:59,194	30,907	41	01:59,194	30,907			
4	01:47,623		4	01:44,746	3,459	18	01:47,830	14,923	38	01:44,037	9,592	41	01:59,194	30,907	41	01:59,194	30,907	41	01:59,194	30,907	41	01:59,194	30,907			
4	01:47,623		4	01:44,746	3,459	18	01:47,830	14,923	14	01:46,010	10,084	41	01:59,194	30,907	41	01:59,194	30,907	41	01:59,194	30,907	41	01:59,194	30,907			
4	01:47,623		4	01:44,746	3,459	18	01:47,830	14,923	40	01:44,935	10,560	41	01:59,194	30,907	41	01:59,194	30,907	41	01:59,194	30,907	41	01:59,194	30,907			
4	01:47,623		4	01:44,746	3,459	18	01:47,830	14,923	21	01:45,504	10,951	41	01:59,194	30,907	41	01:59,194	30,907	41	01:59,194	30,907	41	01:59,194	30,907			
4	01:47,623		4	01:44,746	3,459	18	01:47,830	14,923	44	01:45,446	11,560	41	01:59,194	30,907	41	01:59,194	30,907	41	01:59,194	30,907	41	01:59,194	30,907			
4	01:47,623		4	01:44,746	3,459	18	01:47,830	14,923	19	01:46,253	11,713	41	01:59,194	30,907	41	01:59,194	30,907	41	01:59,194	30,907	41	01:59,194	30,907			
4	01:47,623		4	01:44,746	3,459	18	01:47,830	14,923	49	01:45,919	12,440	41	01:59,194	30,907	41	01:59,194	30,907	41	01:59,194	30,907	41	01:59,194	30,907			
4	01:47,623		4	01:44,746	3,459	18	01:47,830	14,923	90	01:46,264	13,127	41	01:59,194	30,907	41	01:59,194	30,907	41	01:59,194	30,907	41	01:59,194	30,907			
4	01:47,623		4	01:44,746	3,459	18	01:47,830	14,923	53	01:46,607	13,210	41	01:59,194	30,907	41	01:59,194	30,907	41	01:59,194	30,907	41	01:59,194	30,907			
4	01:47,623		4	01:44,746	3,459	18	01:47,830	14,923	78	01:46,466	13,282	41	01:59,194	30,907	41	01:59,194	30,907	41	01:59,194	30,907	41	01:59,194	30,907			
4	01:47,623		4	01:44,746	3,459	18	01:47,830	14,923	72	01:46,687	13,876	41	01:59,194	30,907	41	01:59,194	30,907	41	01:59,194	30,907	41	01:59,194	30,907			
4	01:47,623		4	01:44,746	3,459	18	01:47,830	14,923	29	01:46,764	14,280	41	01:59,194	30,907	41	01:59,194	30,907	41	01:59,194	30,907	41	01:59,194	30,907			
4	01:47,623		4	01:44,746	3,459	18	01:47,830	14,923	41	01:50,274	16,087	41	01:59,194	30,907	41	01:59,194	30,907	41	01:59,194	30,907	41	01:59,194	30,907			
4	01:47,623		4	01:44,746	3,459	18	01:47,830	14,923	4	01:46,356	17,779	41	01:59,194	30,907	41	01:59,194	30,907	41	01:59,194	30,907	41	01:59,194	30,907			
4	01:47,623		4	01:44,746	3,459	18	01:47,830	14,923	18	01:47,503	18,902	41	01:59,194	30,907	41	01:59,194	30,907	41	01:59,194	30,907	41	01:59,194	30,907			
4	01:47,623		4	01:44,746	3,459	18	01:47,830	14,923	23	01:45,595	20,986	41	01:59,194	30,907	41	01:59,194	30,907	41	01:59,194	30,907	41	01:59,194	30,907			
4	01:47,623		4	01:44,746	3,459	18	01:47,830	14,923	6	01:45,677	8,915	41	01:59,194	30,907	41	01:59,194	30,907	41	01:59,194	30,907	41	01:59,194	30,907			
4	01:47,623		4	01:44,746	3,459	18	01:47,830	14,923	38	01:44,540	9,835	41	01:59,194	30,907	41	01:59,194	30,907	41	01:59,194	30,907	41	01:59,194	30,907			
4	01:47,623		4	01:44,746	3,459	18	01:47,830	14,923	40	01:46,027	13,387	41	01:59,194	30,907	41	01:59,194										







Circuit de la C.Valenciana

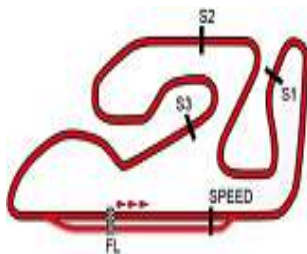
9 - 10 November 2019

Circuit de la C.Valenciana  
FIM CEV REPSOL Valencia

Análisis por vuelta Race ETC

Lap: 14			Lap: 15			Lap: 16			Lap: 17		
Num	Tiempo	GAP	Num	Tiempo	GAP	Num	Tiempo	GAP	Num	Tiempo	GAP
69	01:44,322		69	01:44,154		24	01:44,597		24	01:44,230	
10	01:44,092	0,165	24	01:43,916	0,057	54	01:44,425	0,046	54	01:44,336	0,152
24	01:44,411	0,295	54	01:43,866	0,275	10	01:44,431	0,093	69	01:44,118	0,164
54	01:44,774	0,563	10	01:44,305	0,316	69	01:44,930	0,276	10	01:44,305	0,168
76	01:44,794	0,763	76	01:44,217	0,826	69	01:44,021	0,282	76	01:44,106	0,456
95	01:44,474	0,864	95	01:44,205	0,915	95	01:44,021	0,282	95	01:44,454	0,506
92	01:44,660	0,865				76	01:44,408	0,580	31	01:43,918	0,907
31	01:44,489	1,100				31	01:44,371	1,219	74	01:44,030	9,324
74	01:44,695	9,266				74	01:44,218	9,524	7	01:44,046	9,507
8	01:44,701	9,397				7	01:44,351	9,691	8	01:44,349	10,608
7	01:44,628	9,450				64	01:44,567	10,400	64	01:44,461	10,631
64	01:44,627	9,673				8	01:44,858	10,489	13	01:44,604	10,931
77	01:44,541	9,779				13	01:44,554	10,557	48	01:44,511	11,195
48	01:44,591	9,860				48	01:45,261	10,914	77	01:45,625	12,525
13	01:44,662	10,020				77	01:45,568	11,130	38	01:45,271	16,077
38	01:44,873	13,083				22	01:45,370	14,808	22	01:45,574	16,152
22	01:44,630	13,249				38	01:45,812	15,036	50	01:44,994	29,140
6	01:45,968	23,954				6	01:45,995	27,367	6	01:46,079	29,216
50	01:44,550	27,415				50	01:44,784	28,376	40	01:46,398	30,865
40	01:44,641	27,745				40	01:44,872	28,697	78	01:45,166	32,686
49	01:46,246	29,290				78	01:45,245	31,750	49	01:45,140	33,053
14	01:46,255	29,408				49	01:45,856	32,143	44	01:45,326	33,702
21	01:45,732	29,645				44	01:45,813	32,606	14	01:45,490	34,030
44	01:46,106	29,713				21	01:45,567	32,618	21	01:45,758	34,146
78	01:45,957	29,889				14	01:46,333	32,770	90	01:45,304	34,261
19	01:45,738	30,239				90	01:45,503	33,187	19	01:45,663	34,829
53	01:45,998	30,580				19	01:45,840	33,396	29	01:46,531	36,503
90	01:46,121	30,600				29	01:45,872	34,202	72	01:46,561	37,485
29	01:46,184	31,216				72	01:46,334	35,154	53	01:46,601	38,347
72	01:46,281	31,532				53	01:48,229	35,976	4	01:45,833	44,769
4	01:45,890	40,334				4	01:45,748	43,166	18	01:47,354	58,191
18	01:47,058	49,567				18	01:47,108	55,067			





Circuit de la C.Valenciana

9 - 10 November 2019

Circuit de la C.Valenciana  
FIM CEV REPSOL Valencia  
Velocidades máximas Race ETC

Name	Country/Res	Brand	Best 5 max. speed					Media	Max.
80 ALONSO,David	SPA	Honda	205,1	200,6	200,0	198,8	198,2	200,5	205,1
10 CRUCES,Adrián	SPA	Honda	203,8	203,1	203,1	201,9	201,9	202,8	203,8
78 MOGEDA,Daniel	SPA	Honda	203,8	201,9	201,9	198,2	197,0	200,5	203,8
77 VOLPI,Mattia	ITA	Honda	203,8	201,2	200,0	199,4	199,4	200,8	203,8
13 TAPIA,Marco	SPA	Honda	203,8	203,1	202,5	200,0	199,4	201,8	203,8
48 PLANQUES,Gabin	FRA	Honda	203,1	202,5	202,5	201,2	200,6	202,0	203,1
84 Van Den GOORBERGH,Z.	NED	Honda	203,1	155,0				179,1	203,1
76 KELSO,Joel D.	AUS	Honda	203,1	202,5	200,6	200,6	200,0	201,4	203,1
50 MORELLI,Marco	SPA	Honda	202,5	201,9	200,0	198,2	197,6	200,0	202,5
69 RUDA,Marcos	SPA	Honda	202,5	202,5	202,5	202,5	200,6	202,1	202,5
8 HUERTAS,Adrián	SPA	Honda	202,5	201,9	199,4	198,8	198,2	200,1	202,5
74 SAKO,Daijro	JPN	Honda	202,5	200,6	199,4	198,8	198,8	200,0	202,5
95 RUEDA, José A.	SPA	Honda	201,9	201,9	201,2	201,2	200,0	201,2	201,9
64 MUÑOZ,David	SPA	Honda	201,9	199,4	197,6	197,6	197,6	198,8	201,9
44 DETTWILER,Noah	SWI	Honda	201,2	200,0	197,6	195,8	195,8	198,1	201,2
31 GARCIA,Roberto	SPA	Honda	201,2	201,2	201,2	199,4	199,4	200,5	201,2
23 MILLAN,Alex	SPA	Honda	201,2	199,4	191,2	191,2	189,5	194,5	201,2
92 MOREIRA,Diogo	BRA	Honda	200,6	200,6	200,6	198,2	198,2	199,6	200,6
22 ROUGE,Clément	FRA	Honda	200,6	198,8	198,8	195,8	194,6	197,7	200,6
24 ORTOLA,Iván	SPA	Honda	200,6	200,0	198,8	198,2	195,8	198,7	200,6
54 ALDEGUER,Fermin	SPA	Honda	200,0	199,4	198,2	197,0	196,4	198,2	200,0
7 MUÑOZ,Daniel	SPA	Honda	199,4	198,8	198,2	197,0	195,2	197,7	199,4
19 KOFLER,Andreas	AUT	Honda	199,4	196,4	196,4	195,8	194,6	196,5	199,4
40 MILLAN,Hugo	SPA	Honda	199,4	197,0	194,6	194,0	193,4	195,7	199,4
49 GARCIA,Julio	SPA	Honda	199,4	198,2	197,6	195,2	194,0	196,9	199,4
53 BULIK,Michal	SVK	Honda	199,4	197,6	197,0	194,6	194,0	196,5	199,4
72 FALZONE,Mattia	ITA	Honda	199,4	198,2	198,2	196,4	195,8	197,6	199,4
90 HOSCIUC,Jacopo A.	ROU	Honda	199,4	199,4	197,6	196,4	195,8	197,7	199,4
67 PALAZZI,Filippo M.	ITA	Honda	198,8	197,6	195,2	158,4		187,5	198,8
6 GEIGER,Dirk	GER	Honda	198,8	197,0	195,2	192,9	190,6	194,9	198,8
29 VIÑALES,Dean B.	SPA	Honda	197,6	195,8	195,2	194,6	194,0	195,4	197,6
4 MARIA,Kiko	POR	Honda	197,6	195,8	192,9	190,0	188,9	193,0	197,6
14 TORRECILLAS,Carlos	SPA	Honda	197,6	197,6	195,8	195,8	194,6	196,3	197,6
5 FELLON,Lorenzo	FRA	Honda	197,0	196,4	196,4	194,6	193,4	195,5	197,0
38 RODRIGUEZ,Juan	SPA	Honda	196,4	195,2	193,4	192,9	192,9	194,1	196,4
18 MOOR,Rossi	USA	Honda	196,4	190,6	190,0	190,0	190,0	191,4	196,4
41 FERNANDEZ,Eric	SPA	Honda	196,4	190,6	188,4	174,7	153,9	180,8	196,4
21 FALCONE,Vincent	FRA	Honda	195,8	190,6	190,0	189,5	189,5	191,1	195,8

