

23 y 24 octubre  
CIRCUIT RICARDO TORMO

Cto. de ESPAÑA de SUPERBIKE

23-24 OCTUBRE 2021

Laps: 14

Circuit Ricardo Tormo  
Length: 4005 metros

Results

Carrera 1 PreMoto3/Promo3

Pos.	N. Rider	Team	Motorcycle	Nat.	Laps	Time	Best Lap	iL	Gap	Interval	Speed	Tyr.	Pt. Cat.
1	8 GARCIA, Marco	IGAXTeam	BEON	SPA	14	25:02,138	01:46,097	3			134,38	DUN25	PRE
2	34 GRAS, Eitan	Austin Racing VHC Li	BEON	URU	14	25:02,157	01:45,643	3	00:00,019	00:00,019	134,37	DUN20	PRE
3	16 FUERTES, Alvaro	Fuertes Team	BEON	SPA	14	25:02,249	01:45,738	3	00:00,111	00:00,092	134,37	DUN16	PRE
4	69 BUJOSA, Fernando	M.Oliveira Fun Club	BEON	SPA	14	25:02,324	01:46,166	2	00:00,186	00:00,075	134,36	DUN13	PRE
5	41 CERPA, Yvonne	IGAXTeam	BEON	SPA	14	25:02,660	01:45,599	9	00:00,522	00:00,336	134,33	DUN11	PRE
6	14 GUTIERREZ, Eduardo	QRG Motor Racing	BEON	SPA	14	25:03,189	01:45,817	4	00:01,051	00:00,529	134,28	DUN10	PRE
7	10 CRUCES, Adrián	Cuna De Campeones	MIR RACING	SPA	14	25:03,232	01:45,435	3	00:01,094	00:00,043	134,28	DUN 9	PRE
8	58 ARMARIO, José L.	GM Fuel-VRC Team	MIR RACING	SPA	14	25:03,766	<b>01:45,323</b>	9	00:01,628	00:00,186	134,23	DUN 6	PRE
9	85 ZURUTUZA, Xabi	Cuna De Campeones	MIR RACING	SPA	14	25:03,233	01:45,906	3	00:01,095	00:00,001	134,28	DUN 8	PRE
10	73 RIBEIRO, GONZALO	Lousastradas Racing	BEON	POR	14	25:03,580	01:46,139	10	00:01,442	00:00,347	134,25	DUN 7	PRE
11	57 ROMERO, Rubén	Ilusion Team	BEON	SPA	14	25:03,773	01:45,813	5	00:01,635	00:00,007	134,23	DUN 5	PRE
12	20 RAINGARD, Yannis		BEON	FRA	14	25:28,986	01:47,161	5	00:26,848	00:25,213	132,02	DUN 4	PRE
13	22 AUSTIN, Ben R.	Austin Racing VHC Li	BEON	GBR	14	25:34,483	01:48,202	4	00:32,345	00:05,497	131,54	DUN 3	PRE
14	54 RIOS, Jesús	MRE Talent	CORSE	SPA	14	25:36,392	01:48,403	4	00:34,254	00:01,909	131,38	DUN 2	PRO
15	11 GONZALEZ, David	Cuna De Campeones	MIR RACING	SPA	14	25:36,419	01:48,482	11	00:34,281	00:00,027	131,38	DUN 1	PRO C
16	35 COVARRUBIAS, A.	PM Motorsport	MIR RACING	SPA	14	25:36,552	01:48,439	11	00:34,414	00:00,133	131,37	DUN	PRO
17	37 AMER, Montague J.			GBR	14	25:47,638	01:48,915	7	00:45,500	00:11,086	130,43	DUN	PRO
18	7 VIDAL, Xavi	Cuna De Campeones	MIR RACING	SPA	14	25:54,182	01:48,989	10	00:52,044	00:06,544	129,88	DUN	PRO C
19	98 SIEBDRATH, Mika	Cuna De Campeones	MIR RACING	GER	14	26:00,667	01:49,967	3	00:58,529	00:06,485	129,34	DUN	PRO C
20	44 PEREZ, Mark	Cuna De Campeones	MIR RACING	SPA	14	26:04,975	01:49,660	10	01:02,837	00:04,308	128,98	DUN	PRO C
21	49 MARTINEZ, Xavier	Cuna De Campeones	MIR RACING	SPA	14	26:07,267	01:49,763	11	01:05,129	00:02,292	128,79	DUN	PRO C
22	24 CHOTE, Jayant	Cuna De Campeones	MIR RACING	NED	14	26:09,030	01:49,707	11	01:06,892	00:01,763	128,65	DUN	PRO C
<b>NO BANDERA</b>													
.	9 KASSIGIAN, Elliot	Cuna De Campeones	MIR RACING	FRA	14	27:04,324	01:53,949	11	02:02,186	00:55,294	124,27	DUN	PRO C
<b>RETIRADOS</b>													
.	3 VENTURINI, Pier .F	Academy GP	RACETECH	ITA	13	23:38,519	01:47,100	6	-1 Lap	-1 Lap	132,13	DUN	PRE
.	61 PONS, Joel	Cuna De Campeones	MIR RACING		8	14:55,584	01:49,790	2	-6 Lap	-2 Lap	128,79	DUN	PRO C
.	18 OLIVARES, Pablo	GM Fuel-VRC Team	MIR RACING	SPA	5	08:54,781	01:45,449	4	-9 Lap	-3 Lap	134,8	DUN	PRE
<b>EXCLUIDO</b>													
.	95 KOVACS, Zoltan	MRE Talent	CORSE	HUN	10	22:59,030	01:50,173	4	-4 Lap	-3 Lap	104,55	DUN	PRO

# 85- 73 PENAL, UNA POSICION POR TRACK LIMITS EN ULTIMA VUELTA

Best Lap: Rider 58 - ARMARIO, José L. - Time: 01:45,323 at 136,89 Km/h

Circuit Ricardo Tormo

Final Official

Provisional Official

Length: 4005

Hour: 17:45:00

JURY:

Hour:

C.of the Course:

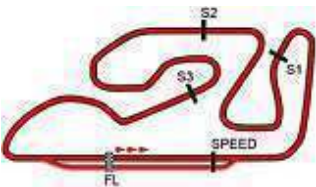
Hour:

23/10/2021

C.Timekeeper:

Hour: 19:35:51





23 y 24 octubre  
CIRCUIT RICARDO TORMO

## Cto. de ESPAÑA de SUPERBIKE

23-24 OCTUBRE 2021

Laps: 14

Circuit Ricardo Tormo  
Length: 4005 metros

### Results

### Carrera 1 PreMoto3/Promo3

Pos.	N.	Rider	Team	Motorcycle	Nat.	Laps	Time	Best Lap	iL	Gap	Interval	Speed	Tyr.	Pt.	Cat.
<b>Categoría: PRE</b>															
1	8	GARCIA, Marco	IGAXTeam	BEON	SPA	14	25:02,138	01:46,097	3			134,38	DUN25	PRE	
2	34	GRAS, Eitan	Austin Racing VHC Li	BEON	URU	14	25:02,157	01:45,643	3	00:00,019	00:00,019	134,37	DUN20	PRE	
3	16	FUERTES, Alvaro	Fuertes Team	BEON	SPA	14	25:02,249	01:45,738	3	00:00,111	00:00,092	134,37	DUN16	PRE	
4	69	BUJOSA, Fernando	M.Oliveira Fun Club	BEON	SPA	14	25:02,324	01:46,166	2	00:00,186	00:00,075	134,36	DUN13	PRE	
5	41	CERPA, Yvonne	IGAXTeam	BEON	SPA	14	25:02,660	01:45,599	9	00:00,522	00:00,336	134,33	DUN11	PRE	
6	14	GUTIERREZ, Eduardo	QRG Motor Racing	BEON	SPA	14	25:03,189	01:45,817	4	00:01,051	00:00,529	134,28	DUN10	PRE	
7	10	CRUCES, Adrián	Cuna De Campeones	MIR RACING	SPA	14	25:03,232	01:45,435	3	00:01,094	00:00,043	134,28	DUN 9	PRE	
8	58	ARMARIO, José L.	GM Fuel-VRC Team	MIR RACING	SPA	14	25:03,766	<b>01:45,323</b>	9	00:01,628	00:00,186	134,23	DUN 8	PRE	
9	85	ZURUTUZA, Xabi	Cuna De Campeones	MIR RACING	SPA	14	25:03,233	01:45,906	3	00:01,095	00:00,001	134,28	DUN 7	PRE	
10	73	RIBEIRO, GONZALO	Lousaestradas Racing	BEON	POR	14	25:03,580	01:46,139	10	00:01,442	00:00,347	134,25	DUN 6	PRE	
11	57	ROMERO, Rubén	Ilusion Team	BEON	SPA	14	25:03,773	01:45,813	5	00:01,635	00:00,007	134,23	DUN 5	PRE	
12	20	RAINGARD, Yannis	BEON	FRA	FRA	14	25:28,986	01:47,161	5	00:26,848	00:25,213	132,02	DUN 4	PRE	
13	22	AUSTIN, Ben R.	Austin Racing VHC Li	BEON	GBR	14	25:34,483	01:48,202	4	00:32,345	00:05,497	131,54	DUN 3	PRE	
<b>RETIRADO</b>															
.	3	VENTURINI, Pier .F	Academy GP	RACETECH	ITA	13	23:38,519	01:47,100	6	-1 Lap	-1 Lap	132,13	DUN	PRE	
.	18	OLIVARES, Pablo	GM Fuel-VRC Team	MIR RACING	SPA	5	08:54,781	01:45,449	4	-9 Lap	-8 Lap	134,8	DUN	PRE	
<b>Categoría: PRO</b>															
1	54	RIOS, Jesús	MRE Talent	CORSE	SPA	14	25:36,392	01:48,403	4			131,38	DUN25	PRO	
2	11	GONZALEZ, David	Cuna De Campeones	MIR RACING	SPA	14	25:36,419	01:48,482	11	00:00,027	00:00,027	131,38	DUN20	PRO C	
3	35	COVARRUBIAS, A.	PM Motorsport	MIR RACING	SPA	14	25:36,552	01:48,439	11	00:00,160	00:00,133	131,37	DUN16	PRO	
4	37	AMER, Montague J.			GBR	14	25:47,638	01:48,915	7	00:11,246	00:11,086	130,43	DUN13	PRO	
5	7	VIDAL, Xavi	Cuna De Campeones	MIR RACING	SPA	14	25:54,182	01:48,989	10	00:17,790	00:06,544	129,88	DUN11	PRO C	
6	98	SIEBDRATH, Mika	Cuna De Campeones	MIR RACING	GER	14	26:00,667	01:49,967	3	00:24,275	00:06,485	129,34	DUN10	PRO C	
7	44	PEREZ, Mark	Cuna De Campeones	MIR RACING	SPA	14	26:04,975	01:49,660	10	00:28,583	00:04,308	128,98	DUN 9	PRO C	
8	49	MARTINEZ, Xavier	Cuna De Campeones	MIR RACING	SPA	14	26:07,267	01:49,763	11	00:30,875	00:02,292	128,79	DUN 8	PRO C	
9	24	CHOTE, Jayant	Cuna De Campeones	MIR RACING	NED	14	26:09,030	01:49,707	11	00:32,638	00:01,763	128,65	DUN 7	PRO C	
<b>NO BANDERA</b>															
.	9	KASSIGIAN, Elliot	Cuna De Campeones	MIR RACING	FRA	14	27:04,324	01:53,949	11	01:27,932	00:55,294	124,27	DUN	PRO C	
<b>RETIRADO</b>															
.	61	PONS, Joel	Cuna De Campeones	MIR RACING		8	14:55,584	01:49,790	2	-6 Lap	-2 Lap	128,79	DUN	PRO C	
<b>EXCLUIDO</b>															
.	95	KOVACS, Zoltan	MRE Talent	CORSE	HUN	10	22:59,030	01:50,173	4	-4 Lap	-4 Lap	104,55	DUN	PRO	

Best Lap: Rider 58 - ARMARIO, José L. - Time: 01:45,323 at 136,89 Km/h

Circuit Ricardo Tormo

Final Official

Provisional Official

Length: 4005 Hour: 17:45:00

JURY:

Hour:

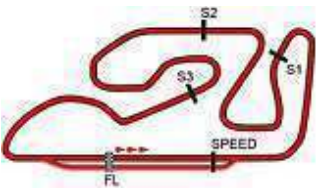
C.of the Course:

Hour: 23/10/2021

C.Timekeeper:

Hour: 19:47:58





23 y 24 octubre  
CIRCUIT RICARDO TORMO

### Cto. de ESPAÑA de SUPERBIKE

23-24 OCTUBRE 2021

Laps: 14

Circuit Ricardo Tormo  
Length: 4005 metros

#### Results CUNA

#### Carrera 1 PreMoto3/Promo3

Pos.	N.	Rider	Team	Motorcycle	Nat.	Laps	Time	Best Lap	iL	Gap	Interval	Speed	Tyr.	Pt.	Cat.
<b>CUNA CAMPEONES</b>															
1	11	GONZALEZ, David	Cuna De Campeones	MIR RACING	SPA	14	25:36,419	<b>01:48,482</b>	11			131,38	DUN25	PRO	C
2	7	VIDAL, Xavi	Cuna De Campeones	MIR RACING	SPA	14	25:54,182	01:48,989	10	00:17,763	00:17,763	129,88	DUN20	PRO	C
3	98	SIEBDRATH, Mika	Cuna De Campeones	MIR RACING	GER	14	26:00,667	01:49,967	3	00:24,248	00:06,485	129,34	DUN16	PRO	C
4	44	PEREZ, Mark	Cuna De Campeones	MIR RACING	SPA	14	26:04,975	01:49,660	10	00:28,556	00:04,308	128,98	DUN13	PRO	C
5	49	MARTINEZ, Xavier	Cuna De Campeones	MIR RACING	SPA	14	26:07,267	01:49,763	11	00:30,848	00:02,292	128,79	DUN11	PRO	C
6	24	CHOTE, Jayant	Cuna De Campeones	MIR RACING	NED	14	26:09,030	01:49,707	11	00:32,611	00:01,763	128,65	DUN10	PRO	C
<b>NO BANDERA</b>															
.	9	KASSIGIAN, Elliot	Cuna De Campeones	MIR RACING	FRA	14	27:04,324	01:53,949	11	01:27,905	00:55,294	124,27	DUN	PRO	C
<b>RETIRADO</b>															
.	61	PONS, Joel	Cuna De Campeones	MIR RACING		8	14:55,584	01:49,790	2	-6 Lap	-6 Lap	128,79	DUN	PRO	C

Best Lap: Rider 11 - GONZALEZ, David - Time: 01:48,482 at 132,91 Km/h

Circuit Ricardo Tormo

Final Official

Provisional Official

Length: 4005

Hour: 17:45:00

JURY:

Hour:

C.of the Course:

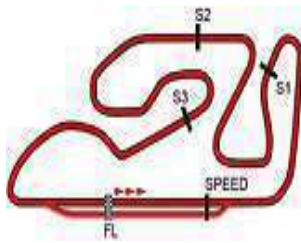
Hour:

23/10/2021

C.Timekeeper:

Hour: 19:53:17





Circuit Ricardo Tormo

Cto. de ESPAÑA de SUPERBIKE

ANALYSIS / SECTORS Carrera 1 PreMoto3/Promo3

3		VENTURINI, Pier.F		Academy GP			
		ITA		P.Vmax: 9 T. Ideal: 01:46,874			
Lap	Time	Sector 1	Sector 2	Sector 3	Sector 4	V.Max	Hour
1	FIRST LAP	00:32,407	00:29,337	00:24,835	00:29,675	153,19	18:32:51
2	01:49,076	00:25,380	00:28,779	00:24,782	00:30,135	187,28	18:34:41
3	01:48,791	00:25,471	00:28,571	00:24,668	00:30,081	187,28	18:36:29
4	01:47,896	00:25,448	00:28,358	00:24,495	00:29,595	186,21	18:38:17
5	01:47,218	00:25,050	<b>00:28,317</b>	<b>00:24,259</b>	00:29,592	<b>190,59</b>	18:40:04
6	<b>01:47,100</b>	00:25,063	00:28,351	<b>00:29,287</b>	190,03	18:41:52	
7	01:48,386	<b>00:25,011</b>	00:28,508	00:24,721	00:30,146	190,03	18:43:40
8	01:48,729	00:25,442	00:28,642	00:24,891	00:29,754	184,62	18:45:29
9	01:48,946	00:25,477	00:28,770	00:24,812	00:29,887	185,67	18:47:18
10	01:48,626	00:25,314	00:28,708	00:24,671	00:29,933	184,62	18:49:06
11	01:49,136	00:25,609	00:28,799	00:24,685	00:30,043	186,21	18:50:55
12	01:49,275	00:25,645	00:28,624	00:24,921	00:30,085	185,67	18:52:45
13	01:49,086	00:25,833	00:28,498	00:25,074	00:29,681	185,14	18:54:34

7		VIDAL, Xavi		Cuna De Campeones			
		SPA		P.Vmax: 21 T. Ideal: 01:48,729			
Lap	Time	Sector 1	Sector 2	Sector 3	Sector 4	V.Max	Hour
1	FIRST LAP	00:33,686	00:29,943	00:25,523	00:30,418	144,64	18:32:55
2	01:50,520	00:26,360	00:28,915	00:25,269	<b>00:29,976</b>	175,61	18:34:45
3	01:49,810	00:25,825	00:28,543	00:25,172	00:30,270	176,09	18:36:35
4	01:50,884	00:26,080	00:28,806	00:25,528	00:30,470	177,05	18:38:26
5	01:51,249	00:26,223	00:28,862	00:25,696	00:30,468	169,63	18:40:17
6	01:51,453	00:26,362	00:28,812	00:25,636	00:30,643	171,88	18:42:09
7	01:51,523	00:26,592	00:28,914	00:25,658	00:30,359	170,98	18:44:00
8	01:50,791	00:26,300	00:28,583	00:25,357	00:30,551	<b>179,01</b>	18:45:51
9	01:50,707	00:26,299	00:28,658	00:25,277	00:30,473	171,43	18:47:42
10	<b>01:48,989</b>	00:25,834	00:28,183	<b>00:24,787</b>	00:30,185	172,34	18:49:31
11	01:49,036	<b>00:25,803</b>	<b>00:28,163</b>	00:24,795	00:30,275	170,98	18:51:20
12	01:49,353	00:25,884	00:28,261	00:24,952	00:30,256	170,08	18:53:09
13	01:49,750	00:25,985	00:28,376	00:24,981	00:30,408	170,08	18:54:59
14	01:50,547	00:26,082	00:28,597	00:25,246	00:30,622	170,53	18:56:49

8		GARCIA, Marco		IGAXTeam			
		SPA		P.Vmax: 11 T. Ideal: 01:45,630			
Lap	Time	Sector 1	Sector 2	Sector 3	Sector 4	V.Max	Hour
1	FIRST LAP	00:30,314	00:28,642	00:24,499	00:29,110	145,62	18:32:48
2	01:46,181	00:24,837	00:27,892	00:24,392	00:29,060	186,74	18:34:34
3	<b>01:46,097</b>	00:24,756	00:27,893	<b>00:24,234</b>	00:29,214	185,14	18:36:20
4	01:46,495	00:25,152	<b>00:27,814</b>	00:24,345	00:29,184	183,57	18:38:07
5	01:46,688	00:25,039	00:28,337	00:24,481	<b>00:28,831</b>	184,62	18:39:53
6	01:47,015	00:24,813	00:28,073	00:24,826	00:29,303	184,09	18:41:40
7	01:47,457	00:25,478	00:28,174	00:24,599	00:29,206	185,67	18:43:28
8	01:47,267	00:25,207	00:28,241	00:24,458	00:29,361	186,21	18:45:15
9	01:47,452	00:25,404	00:28,420	00:24,449	00:29,179	182,02	18:47:02
10	01:47,235	<b>00:24,751</b>	00:28,467	00:24,548	00:29,469	186,74	18:48:50
11	01:47,705	00:25,194	00:28,513	00:24,645	00:29,353	185,67	18:50:37
12	01:46,706	00:25,360	00:28,012	00:24,325	00:29,009	185,67	18:52:24
13	01:46,624	00:24,865	00:27,944	00:24,517	00:29,298	<b>188,92</b>	18:54:11
14	01:46,651	00:24,885	00:28,202	00:24,513	00:29,051	<b>188,92</b>	18:55:57

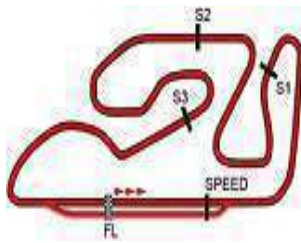
9		KASSIGIAN, Elliot		Cuna De Campeones			
		FRA		P.Vmax: 27 T. Ideal: 01:53,588			
Lap	Time	Sector 1	Sector 2	Sector 3	Sector 4	V.Max	Hour
1	FIRST LAP	00:35,065	00:30,457	00:26,337	00:31,470	151,40	18:32:59
2	01:55,063	00:27,070	00:30,071	00:26,318	00:31,604		18:34:54
3	01:55,031	00:26,968	00:30,174	00:26,390	00:31,499	<b>172,34</b>	18:36:49

4		CRUCES, Adrián		Cuna De Campeones			
		SPA		P.Vmax: 12 T. Ideal: 01:45,295			
Lap	Time	Sector 1	Sector 2	Sector 3	Sector 4	V.Max	Hour
1	FIRST LAP	00:30,821	00:28,435	00:24,462	00:29,198	143,05	18:32:48
2	01:47,406	00:25,350	00:28,363	00:24,406	00:29,287	185,14	18:34:36
3	<b>01:45,435</b>	<b>00:24,460</b>	00:27,833	<b>00:24,124</b>	<b>00:29,018</b>	183,05	18:36:21
4	01:45,840	00:24,744	<b>00:27,693</b>	00:24,247	00:29,156	<b>188,37</b>	18:38:07
5	01:47,420	00:25,169	00:28,143	00:24,665	00:29,443	185,67	18:39:54
6	01:46,678	00:24,564	00:28,174	00:24,419	00:29,521	186,21	18:41:41
7	01:47,277	00:25,035	00:28,360	00:24,465	00:29,417	187,83	18:43:28
8	01:47,296	00:25,311	00:28,232	00:24,368	00:29,385	183,05	18:45:15
9	01:47,434	00:25,135	00:28,463	00:24,452	00:29,384	<b>188,37</b>	18:47:03
10	01:46,709	00:24,753	00:28,188	00:24,461	00:29,307	187,28	18:48:50
11	01:47,605	00:25,576	00:28,113	00:24,421	00:29,495	182,02	18:50:37
12	01:46,533	00:25,047	00:27,735	00:24,309	00:29,442	182,02	18:52:24
13	01:46,962	00:25,019	00:27,843	00:24,472	00:29,628	182,54	18:54:11
14	01:47,721	00:25,478	00:28,235	00:24,464	00:29,544	185,14	18:55:58

10		GONZALEZ, David		Cuna De Campeones			
		SPA		P.Vmax: 20 T. Ideal: 01:47,895			
Lap	Time	Sector 1	Sector 2	Sector 3	Sector 4	V.Max	Hour
1	FIRST LAP	00:33,290	00:29,698	00:25,296	00:30,039	143,36	18:32:54
2	01:49,215	00:25,743	00:28,644	00:24,856	00:29,972	176,57	18:34:43
3	01:49,651	00:25,854	00:28,887	00:24,755	00:30,155	178,02	18:36:32
4	01:49,171	00:25,727	00:28,461	00:24,842	00:30,141	170,98	18:38:22
5	01:49,108	00:26,128	<b>00:28,100</b>	00:24,962	<b>00:29,918</b>	170,98	18:40:11
6	01:48,913	00:25,701	00:28,249	00:24,860	00:30,103	170,08	18:42:00
7	01:49,092	00:25,702	00:28,411	00:24,839	00:30,140	170,53	18:43:49
8	01:48,961	00:25,839	00:28,446	00:24,688	00:29,988	168,31	18:45:38
9	01:48,716	00:25,821	00:28,364	<b>00:24,540</b>	00:29,991	171,43	18:47:26
10	01:48,602	00:25,507	00:28,198	00:24,912	00:29,985	171,88	18:49:15
11	<b>01:48,482</b>	00:25,492	00:28,167	00:24,885	00:29,938	173,26	18:51:03
12	01:49,007	<b>00:25,337</b>	00:28,332	00:24,822	00:30,516	<b>179,50</b>	18:52:52
13	01:49,725	00:25,900	00:28,502	00:25,018	00:30,305	172,80	18:54:42
14	01:49,453	00:25,853	00:28,619	00:24,956	00:30,025	171,43	18:56:32

11		GUTIERREZ, Eduardo		QRG Motor Racing			
		SPA		P.Vmax: 1 T. Ideal: 01:45,341			
Lap	Time	Sector 1	Sector 2	Sector 3	Sector 4	V.Max	Hour
1	FIRST LAP	00:32,101	00:28,989	00:24,674	00:29,234	151,40	18:32:50
2	01:46,568	00:24,641	00:28,246	00:24,516	00:29,165	193,43	18:34:37
3	01:45,976	00:24,623	00:28,053	00:24,316	00:28,984	190,59	18:36:23
4	<b>01:45,817</b>	00:24,520	00:28,036	<b>00:24,285</b>	00:28,976	190,59	18:38:09
5	01:46,141	00:24,838	00:27,878	00:24,405	00:29,020	190,59	18:39:55
6	01:45,861	<b>00:24,327</b>	00:27,903	00:24,324	00:29,307	194,01	18:41:41
7	01:47,637	00:25,362	00:28,297	00:24,787	00:29,191	193,43	18:43:28
8	01:47,213	00:24,977	00:28,328	00:24,823	00:29,085	190,59	18:45:15





Circuit Ricardo Tormo

Cto. de ESPAÑA de SUPERBIKE

ANALYSIS / SECTORS Carrera 1 PreMoto3/Promo3

9	01:47,854	00:25,067	00:28,718	00:24,737	00:29,332	194,59	18:47:03	6	01:48,700	00:25,589	00:28,337	00:24,894	00:29,880	180,50	18:41:55
10	01:46,997	00:24,960	00:28,353	00:24,318	00:29,366	190,59	18:48:50	7	01:49,114	00:25,506	00:28,404	00:25,070	00:30,134		18:43:44
11	01:48,106	00:25,089	00:28,714	00:25,196	00:29,107	191,15	18:50:38	8	01:51,944	00:25,499	00:28,682	00:27,717	00:30,046		18:45:36
12	01:47,068	00:25,165	00:28,257	00:24,651	00:28,995	191,72	18:52:25	9	01:49,578	00:25,663	00:28,805	00:25,154	00:29,956	181,01	18:47:26
13	01:46,928	00:25,442	00:27,914	00:24,399	00:29,173	<b>196,36</b>	18:54:12	10	01:48,775	00:25,559	00:28,519	00:24,982	00:29,715	181,01	18:49:14
14	01:46,025	00:24,561	<b>00:27,772</b>	00:24,735	<b>00:28,957</b>	195,18	18:55:58	11	01:48,543	00:25,429	00:28,372	00:24,897	00:29,845	183,05	18:51:03

<b>16</b>	<b>FUERTES, Alvaro</b>	Fuertes Team					
	SPA	P.Vmax: 10		T. Ideal: 01:45,684			
Lap	Time	Sector 1	Sector 2	Sector 3	Sector 4	V.Max	Hour
1	FIRST LAP	00:30,721	00:28,341	00:24,579	00:29,018	149,65	18:32:48
2	01:46,524	00:25,106	00:27,888	00:24,426	00:29,104	188,37	18:34:34
3	<b>01:45,738</b>	<b>00:24,796</b>	00:27,788	00:24,259	<b>00:28,895</b>	186,74	18:36:20
4	01:46,582	00:25,324	<b>00:27,766</b>	00:24,326	00:29,166	184,62	18:38:07
5	01:46,497	00:25,002	00:28,137	<b>00:24,227</b>	00:29,131	<b>190,03</b>	18:39:53
6	01:47,175	00:25,160	00:27,943	00:24,738	00:29,334	182,54	18:41:40
7	01:47,251	00:25,192	00:28,213	00:24,419	00:29,427	189,47	18:43:28
8	01:47,498	00:25,477	00:28,356	00:24,450	00:29,215	182,54	18:45:15
9	01:47,356	00:25,087	00:28,494	00:24,349	00:29,426	187,28	18:47:02
10	01:47,305	00:25,351	00:28,377	00:24,443	00:29,134	186,21	18:48:50
11	01:48,127	00:25,833	00:28,358	00:24,622	00:29,314	186,74	18:50:38
12	01:46,458	00:25,028	00:27,993	00:24,474	00:28,963	189,47	18:52:24
13	01:46,451	00:24,891	00:27,794	00:24,569	00:29,197	189,47	18:54:11
14	01:46,628	00:25,257	00:28,109	00:24,337	00:28,925	186,21	18:55:57

<b>18</b>	<b>OLIVARES, Pablo</b>	GM Fuel-VRC Team					
	SPA	P.Vmax: 14		T. Ideal: 01:45,377			
Lap	Time	Sector 1	Sector 2	Sector 3	Sector 4	V.Max	Hour
1	FIRST LAP	00:30,477	00:28,209	00:24,268	00:29,150	146,61	18:32:47
2	01:45,692	00:24,826	<b>00:27,667</b>	00:24,147	00:29,052	186,21	18:34:33
3	01:45,757	00:24,791	00:27,858	<b>00:24,146</b>	<b>00:28,962</b>	186,21	18:36:19
4	<b>01:45,449</b>	<b>00:24,602</b>	00:27,685	00:24,173	00:28,989	<b>186,74</b>	18:38:04
5	01:45,779	00:24,677	00:27,883	00:24,190	00:29,029	186,21	18:39:50

<b>20</b>	<b>RAINGARD, Yannis</b>	P.Vmax: 8 T. Ideal: 01:46,936					
	FRA						
Lap	Time	Sector 1	Sector 2	Sector 3	Sector 4	V.Max	Hour
1	FIRST LAP	00:32,988	00:28,939	00:25,421	00:29,430	149,31	18:32:52
2	01:49,322	00:25,577	00:29,198	00:25,196	<b>00:29,351</b>	<b>191,72</b>	18:34:41
3	01:48,341	00:25,057	00:28,279	00:25,154	00:29,851	188,37	18:36:30
4	01:47,357	00:24,950	00:28,193	00:24,707	00:29,507	188,92	18:38:17
5	<b>01:47,161</b>	00:24,938	00:28,200	<b>00:24,607</b>	00:29,416	186,21	18:40:04
6	01:47,304	<b>00:24,851</b>	<b>00:28,127</b>	00:24,772	00:29,554	185,67	18:41:51
7	01:48,592	00:25,323	00:28,340	00:24,995	00:29,934	186,21	18:43:40
8	01:48,923	00:25,202	00:28,674	00:24,938	00:30,109		18:45:29
9	01:49,008	00:25,521	00:28,612	00:25,113	00:29,762	187,83	18:47:18
10	01:48,662	00:25,268	00:28,554	00:25,101	00:29,739	186,21	18:49:07
11	01:48,982	00:25,424	00:28,758	00:25,040	00:29,760	186,74	18:50:56
12	01:49,106	00:25,710	00:28,593	00:25,052	00:29,751	186,74	18:52:45
13	01:49,174	00:25,324	00:28,741	00:25,128	00:29,981	188,37	18:54:34
14	01:50,276	00:25,594	00:28,750	00:25,316	00:30,616	186,21	18:56:24

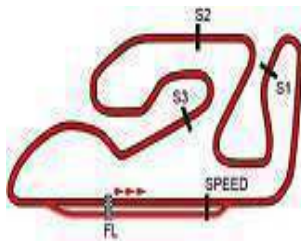
<b>22</b>	<b>AUSTIN, Ben R.</b>	Austin Racing VHC Li					
	GBR	P.Vmax: 13		T. Ideal: 01:47,863			
Lap	Time	Sector 1	Sector 2	Sector 3	Sector 4	V.Max	Hour
1	FIRST LAP	00:33,232	00:29,137	00:25,138	00:29,544	152,47	18:32:52
2	01:49,010	00:25,433	00:28,956	00:24,793	00:29,828	<b>187,28</b>	18:34:41
3	01:48,540	00:25,534	00:28,356	00:24,796	00:29,854	183,57	18:36:30
4	<b>01:48,202</b>	00:25,661	00:28,327	00:24,722	<b>00:29,492</b>	183,05	18:38:18
5	01:48,318	<b>00:25,397</b>	00:28,412	<b>00:24,679</b>	00:29,830	181,51	18:40:06

<b>24</b>	<b>CHOTE, Jayant</b>	Cuna De Campeones					
	NED	P.Vmax: 21		T. Ideal: 01:49,526			
Lap	Time	Sector 1	Sector 2	Sector 3	Sector 4	V.Max	Hour
1	FIRST LAP	00:33,912	00:29,608	00:25,238	00:30,766	147,27	18:32:55
2	01:50,846	00:26,337	00:28,890	00:25,115	00:30,504	171,88	18:34:46
3	01:50,312	00:26,220	00:28,582	00:25,123	00:30,387	175,61	18:36:36
4	01:50,403	00:26,099	00:28,554	00:25,240	00:30,510	173,26	18:38:26
5	01:51,287	00:26,442	00:28,821	00:25,465	00:30,559	176,09	18:40:18
6	01:51,255	00:26,513	00:28,777	00:25,503	00:30,462	172,80	18:42:09
7	01:51,286	00:26,337	00:28,959	00:25,544	00:30,446	172,34	18:44:00
8	01:51,463	00:26,644	00:28,659	00:25,653	00:30,507	<b>179,01</b>	18:45:52
9	01:50,625	00:26,351	00:28,383	00:25,448	00:30,443	174,66	18:47:42
10	01:50,115	00:26,259	00:28,528	<b>00:24,954</b>	00:30,374	174,19	18:49:32
11	<b>01:49,707</b>	00:25,959	00:28,428	00:24,972	<b>00:30,348</b>	171,43	18:51:22
12	01:49,881	<b>00:25,901</b>	00:28,510	00:25,069	00:30,401	172,80	18:53:12
13	01:50,919	00:26,587	<b>00:28,323</b>	00:25,019	00:30,990	172,34	18:55:03
14	02:01,407	00:31,386	00:29,954	00:27,243	00:32,824	144,64	18:57:04

<b>34</b>	<b>GRAS, Eitan</b>	Austin Racing VHC Li					
	URU	P.Vmax: 5		T. Ideal: 01:45,418			
Lap	Time	Sector 1	Sector 2	Sector 3	Sector 4	V.Max	Hour
1	FIRST LAP	00:31,341	00:28,327	00:24,375	00:29,123	147,61	18:32:48
2	01:46,709	00:25,096	00:28,065	00:24,555	00:28,993	<b>192,86</b>	18:34:35
3	<b>01:45,643</b>	<b>00:24,667</b>	<b>00:27,851</b>	<b>00:24,079</b>	00:29,046	189,47	18:36:21
4	01:46,076	00:25,074	00:27,969	00:24,212	<b>00:28,821</b>	188,37	18:38:07
5	01:46,678	00:25,051	00:28,204	00:24,535	00:28,888	192,28	18:39:53
6	01:46,711	00:24,977	00:28,102	00:24,315	00:29,317	190,59	18:41:40
7	01:47,563	00:25,687	00:28,130	00:24,638	00:29,108	183,57	18:43:28
8	01:47,385	00:25,015	00:28,489	00:24,539	00:29,342	187,83	18:45:15
9	01:47,402	00:25,366	00:28,296	00:24,607	00:29,133	188,92	18:47:03
10	01:46,948	00:24,776	00:28,213	00:24,474	00:29,485	190,03	18:48:49
11	01:47,719	00:25,456	00:28,199	00:24,699	00:29,365	184,09	18:50:37
12	01:46,472	00:25,157	00:27,924	00:24,259	00:29,132	184,62	18:52:24
13	01:46,937	00:24,901	00:28,076	00:24,539	00:29,421	184,09	18:54:11
14	01:46,748	00:25,089	00:28,123	00:24,575	00:28,961	184,62	18:55:57

<b>35</b>	<b>COVARRUBIAS, A.</b>	PM Motorsport					
	SPA	P.Vmax: 18		T. Ideal: 01:47,991			
Lap	Time	Sector 1	Sector 2	Sector 3	Sector 4	V.Max	Hour
1	FIRST LAP	00:33,144	00:29,248	00:25,337	00:30,122	143,05	18:32:53
2	01:49,970	00:26,505	00:28,577	00:24,853	00:30,035	171,88	18:34:43
3	01:49,621	00:25,737	00:28,820	00:24,805	00:30,259	175,14	18:36:33
4	01:49,051	00:25,664	00:28,365	00:24,886	00:30,136	172,80	18:38:22
5	01:48,988	00:25,746	00:28,240	00:24,851	00:30,151	176,09	18:40:11
6	01:49,027	00:25,888	00:28,250	00:24,754	00:30,135	168,31	18:42:00
7	01:48,977	00:25,728	00:28,379	00:24,861	00:30,009	169,63	18:43:49
8	01:49,126	00:26,015	00:28,425	00:24,619	00:30,067	168,75	18:45:38
9	01:48,805	00:26,330	00:28,121	<b>00:24,589</b>	<b>00:29,765</b>	174,66	18:47:27
10	01:48,484	00:25,670	00:28,067	00:24,674	00:30,073	170,98	18:49:15





Circuit Ricardo Tormo

Cto. de ESPAÑA de SUPERBIKE

ANALYSIS / SECTORS Carrera 1 PreMoto3/Promo3

11	01:48,439	00:25,603	00:28,050	00:24,981	00:29,805	173,73	18:51:04
12	01:49,087	00:25,587	00:28,278	00:24,785	00:30,437	180,00	18:52:53
13	01:49,540	00:25,860	00:28,507	00:24,968	00:30,205	174,66	18:54:42
14	01:49,586	00:26,012	00:28,532	00:25,015	00:30,027	168,31	18:56:32

37	AMER, Montague J. GBR	P.Vmax: 21 T. Ideal: 01:48,607					
		Lap Time	Sector 1	Sector 2	Sector 3	Sector 4	V.Max
1	FIRST LAP	00:33,335	00:29,447	00:25,193	00:29,903	148,97	18:32:53
2	01:49,508	00:25,656	00:28,783	00:25,018	00:30,051	179,01	18:34:43
3	01:50,578	00:25,887	00:28,922	00:25,401	00:30,368	174,66	18:36:33
4	01:49,284	00:25,638	00:28,654	00:24,920	00:30,072	177,05	18:38:22
5	01:49,152	00:25,668	00:28,538	00:24,895	00:30,051	178,02	18:40:12
6	01:49,067	00:25,577	00:28,415	00:24,933	00:30,142	176,57	18:42:01
7	01:48,915	00:25,480	00:28,410	00:24,870	00:30,155	177,53	18:43:50
8	01:49,156	00:25,650	00:28,556	00:24,873	00:30,077	177,05	18:45:39
9	01:49,159	00:25,674	00:28,392	00:24,832	00:30,261	176,09	18:47:28
10	01:50,230	00:25,735	00:28,744	00:25,096	00:30,655	175,61	18:49:18
11	01:50,861	00:26,041	00:28,921	00:25,229	00:30,670	173,26	18:51:09
12	01:51,094	00:26,176	00:28,840	00:25,418	00:30,660	172,80	18:53:00
13	01:50,897	00:26,057	00:28,814	00:25,345	00:30,681	172,80	18:54:51
14	01:51,859	00:26,239	00:29,188	00:25,459	00:30,973	171,43	18:56:43

41	CERPA, Yvonne SPA	IGAXTeam P.Vmax: 4 T. Ideal: 01:45,439					
		Lap Time	Sector 1	Sector 2	Sector 3	Sector 4	V.Max
1	FIRST LAP	00:31,998	00:28,969	00:24,653	00:29,273	149,65	18:32:50
2	01:47,205	00:25,097	00:28,285	00:24,702	00:29,121	190,59	18:34:37
3	01:46,354	00:24,846	00:27,947	00:24,433	00:29,128	192,28	18:36:24
4	01:46,775	00:25,023	00:27,898	00:24,507	00:29,347	192,86	18:38:10
5	01:46,851	00:25,250	00:27,982	00:24,409	00:29,210	189,47	18:39:57
6	01:47,575	00:25,166	00:28,360	00:24,562	00:29,487	187,28	18:41:45
7	01:47,217	00:25,397	00:27,922	00:24,548	00:29,350		18:43:32
8	01:46,186	00:24,708	00:28,053	00:24,184	00:29,241	188,92	18:45:18
9	01:45,599	00:24,843	00:27,619	00:24,209	00:28,928	184,09	18:47:04
10	01:46,626	00:24,753	00:28,159	00:24,668	00:29,046	192,28	18:48:50
11	01:47,808	00:25,414	00:28,394	00:24,763	00:29,237	192,86	18:50:38
12	01:46,578	00:25,072	00:28,013	00:24,534	00:28,959	191,72	18:52:25
13	01:46,304	00:24,728	00:28,012	00:24,360	00:29,204	189,47	18:54:11
14	01:46,689	00:25,187	00:28,056	00:24,352	00:29,094	193,43	18:55:58

44	PEREZ, Mark SPA	Cuna De Campeones P.Vmax: 16 T. Ideal: 01:48,991					
		Lap Time	Sector 1	Sector 2	Sector 3	Sector 4	V.Max
1	FIRST LAP	00:33,492	00:30,619	00:25,565	00:30,648	145,29	18:32:56
2	01:50,449	00:25,737	00:28,845	00:25,698	00:30,169	181,51	18:34:46
3	01:50,031	00:25,931	00:28,545	00:25,328	00:30,227	177,05	18:36:36
4	01:49,978	00:25,558	00:28,575	00:25,481	00:30,364	178,51	18:38:26
5	01:51,148	00:26,074	00:28,795	00:25,599	00:30,680	175,14	18:40:17
6	01:51,144	00:26,293	00:28,818	00:25,583	00:30,450	172,80	18:42:08
7	01:51,595	00:26,517	00:28,910	00:25,583	00:30,585	171,88	18:44:00
8	01:51,034	00:26,321	00:28,636	00:25,422	00:30,655	173,73	18:45:51
9	01:50,970	00:26,020	00:28,873	00:25,582	00:30,495	172,34	18:47:42
10	01:49,660	00:26,067	00:28,414	00:24,994	00:30,185	173,26	18:49:32
11	01:49,787	00:26,103	00:28,334	00:24,998	00:30,352	170,53	18:51:21
12	01:50,763	00:26,080	00:29,092	00:25,215	00:30,376	170,53	18:53:12
13	01:50,047	00:26,068	00:28,270	00:25,190	00:30,519	176,09	18:55:02
14	01:58,045	00:31,257	00:28,864	00:26,501	00:31,423	109,09	18:57:00

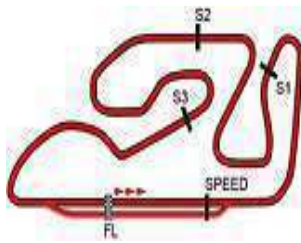
49	MARTINEZ, Xavier SPA	Cuna De Campeones P.Vmax: 25 T. Ideal: 01:49,440					
		Lap Time	Sector 1	Sector 2	Sector 3	Sector 4	V.Max
1	FIRST LAP	00:34,225	00:29,448	00:25,298	00:30,275	148,28	18:32:54
2	01:49,944	00:25,811	00:28,643	00:25,211	00:30,279	175,61	18:34:44
3	01:50,434	00:26,045	00:28,800	00:25,220	00:30,369	174,19	18:36:35
4	01:50,721	00:26,129	00:28,849	00:25,309	00:30,434	172,80	18:38:26
5	01:51,513	00:26,311	00:28,856	00:25,476	00:30,870	172,80	18:40:17
6	01:51,195	00:26,167	00:28,950	00:25,491	00:30,587	175,61	18:42:08
7	01:51,572	00:26,397	00:29,033	00:25,447	00:30,695	176,09	18:44:00
8	01:51,018	00:26,046	00:28,862	00:25,359	00:30,751	177,53	18:45:51
9	01:50,896	00:26,240	00:28,686	00:25,286	00:30,684	167,01	18:47:42
10	01:49,829	00:25,995	00:28,503	00:24,955	00:30,376	173,73	18:49:32
11	01:49,763	00:25,907	00:28,399	00:24,968	00:30,489	170,53	18:51:21
12	01:50,429	00:26,232	00:28,637	00:25,172	00:30,388	169,63	18:53:12
13	01:50,402	00:26,182	00:28,437	00:25,172	00:30,611	169,19	18:55:02
14	02:00,305	00:28,969	00:30,971	00:26,623	00:33,742	168,31	18:57:02

54	RIOS, Jesús SPA	MRE Talent P.Vmax: 26 T. Ideal: 01:48,056					
		Lap Time	Sector 1	Sector 2	Sector 3	Sector 4	V.Max
1	FIRST LAP	00:32,604	00:28,980	00:24,797	00:30,095	147,95	18:32:52
2	01:49,238	00:25,764	00:28,683	00:24,699	00:30,092	177,05	18:34:41
3	01:48,820	00:25,699	00:28,402	00:24,590	00:30,129	175,14	18:36:30
4	01:48,403	00:25,620	00:28,076	00:24,611	00:30,096	176,57	18:38:18
5	01:48,627	00:25,527	00:28,247	00:24,883	00:29,970	176,09	18:40:07
6	01:48,496	00:25,721	00:28,120	00:24,792	00:29,863	174,66	18:41:55
7	01:49,077	00:25,570	00:28,247	00:24,822	00:30,438		18:43:44
8	01:49,590	00:25,660	00:28,395	00:25,114	00:30,421	175,61	18:45:34
9	01:49,896	00:25,994	00:28,622	00:24,875	00:30,405	169,63	18:47:24
10	01:49,903	00:26,030	00:28,537	00:24,897	00:30,439	170,08	18:49:14
11	01:49,563	00:25,950	00:28,597	00:25,039	00:29,977	170,08	18:51:03
12	01:49,124	00:25,734	00:28,249	00:24,787	00:30,354	175,61	18:52:52
13	01:49,640	00:25,850	00:28,580	00:24,874	00:30,336	171,88	18:54:42
14	01:49,539	00:25,929	00:28,560	00:24,877	00:30,173	171,43	18:56:32

57	ROMERO, Rubén SPA	Ilusion Team P.Vmax: 3 T. Ideal: 01:45,659					
		Lap Time	Sector 1	Sector 2	Sector 3	Sector 4	V.Max
1	FIRST LAP	00:31,575	00:28,473	00:24,667	00:29,137	153,55	18:32:49
2	01:46,867	00:24,944	00:28,109	00:24,705	00:29,109	187,83	18:34:36
3	01:46,773	00:24,834	00:27,951	00:24,679	00:29,309	190,59	18:36:23
4	01:46,385	00:24,884	00:27,893	00:24,588	00:29,020	186,21	18:38:09
5	01:45,813	00:24,720	00:27,911	00:24,430	00:28,752	188,92	18:39:55
6	01:46,240	00:24,704	00:27,952	00:24,441	00:29,143	194,59	18:41:41
7	01:47,184	00:24,960	00:28,386	00:24,743	00:29,095	190,03	18:43:28
8	01:47,412	00:24,954	00:28,581	00:24,797	00:29,080	190,59	18:45:16
9	01:47,550	00:25,166	00:28,513	00:24,747	00:29,124	191,72	18:47:03
10	01:46,938	00:24,811	00:28,467	00:24,540	00:29,120	188,92	18:48:50
11	01:47,844	00:25,046	00:28,580	00:25,107	00:29,111	192,28	18:50:38
12	01:47,099	00:25,071	00:28,089	00:24,770	00:29,169	188,37	18:52:25
13	01:46,167	00:24,638	00:27,961	00:24,376	00:29,192	192,28	18:54:11
14	01:47,649	00:25,122	00:28,117	00:24,997	00:29,413	194,01	18:55:59

58	ARMARIO, José L. SPA	GM Fuel-VRC Team P.Vmax: 5 T. Ideal: 01:45,260					
		Lap Time	Sector 1	Sector 2	Sector 3	Sector 4	V.Max
1	FIRST LAP	00:32,266	00:29,408	00:25,305	00:29,397	146,28	18:32:52
2	01:48,416	00:25,422	00:28,688	00:24,886	00:29,420	189,47	18:34:40





Circuit Ricardo Tormo

Cto. de ESPAÑA de SUPERBIKE

ANALYSIS / SECTORS Carrera 1 PreMoto3/Promo3

3	01:46,894	00:25,123	00:28,238	00:24,350	00:29,183	185,14	18:36:27
4	01:46,701	00:24,859	00:28,148	00:24,366	00:29,328	186,21	18:38:14
5	01:45,813	00:24,625	00:27,811	00:24,288	00:29,089	185,67	18:39:59
6	01:45,886	00:24,946	00:27,914	<b>00:24,136</b>	00:28,890	186,21	18:41:45
7	01:46,871	00:25,113	00:28,032	00:24,608	00:29,118	190,59	18:43:32
8	01:46,112	00:24,814	00:27,990	00:24,277	00:29,031	191,15	18:45:18
9	<b>01:45,323</b>	<b>00:24,493</b>	<b>00:27,764</b>	00:24,199	<b>00:28,867</b>	186,74	18:47:04
10	01:47,064	00:24,821	00:28,264	00:24,787	00:29,192	<b>192,86</b>	18:48:51
11	01:47,601	00:25,145	00:28,357	00:24,664	00:29,435	<b>192,86</b>	18:50:38
12	01:46,957	00:25,243	00:27,997	00:24,723	00:28,994	188,37	18:52:25
13	01:46,591	00:25,240	00:27,899	00:24,407	00:29,045	189,47	18:54:12
14	01:47,161	00:25,371	00:27,931	00:24,685	00:29,174	183,57	18:55:59

14	01:46,693	00:24,932	00:27,882	00:24,753	<b>00:29,126</b>	<b>192,86</b>	18:55:59
<b>85</b>		<b>ZURUTUZA, Xabi</b>		Cuna De Campeones			
		SPA		P.Vmax: 14		T. Ideal: 01:45,856	
Lap	Time	Sector 1	Sector 2	Sector 3	Sector 4	V.Max	Hour
1	FIRST LAP	00:31,061	00:28,343	00:24,379	00:29,236	143,05	18:32:48
2	01:47,276	00:25,123	00:28,202	00:24,590	00:29,361	<b>186,74</b>	18:34:35
3	<b>01:45,906</b>	<b>00:24,822</b>	<b>00:27,710</b>	<b>00:24,128</b>	00:29,246	180,50	18:36:21
4	01:46,646	00:25,097	00:27,742	00:24,187	00:29,620	181,01	18:38:08
5	01:46,376	00:25,200	00:27,796	00:24,184	<b>00:29,196</b>	177,53	18:39:54
6	01:46,768	00:25,019	00:27,804	00:24,310	00:29,635	182,54	18:41:41
7	01:46,966	00:25,071	00:28,183	00:24,392	00:29,320	184,09	18:43:28
8	01:47,424	00:25,370	00:28,352	00:24,321	00:29,381		18:45:16
9	01:47,458	00:25,218	00:28,446	00:24,371	00:29,423	186,21	18:47:03
10	01:47,174	00:24,952	00:28,263	00:24,430	00:29,529	185,14	18:48:50
11	01:47,747	00:25,278	00:28,341	00:24,475	00:29,653	184,62	18:50:38
12	01:46,959	00:25,289	00:27,942	00:24,314	00:29,414	184,09	18:52:25
13	01:46,777	00:25,168	00:27,993	00:24,362	00:29,254	183,57	18:54:12
14	01:46,737	00:24,960	00:27,917	00:24,392	00:29,468	183,05	18:55:58

<b>61</b>	<b>PONS, Joel</b>		Cuna De Campeones				
		SPA		P.Vmax: 17		T. Ideal: 01:49,742	
Lap	Time	Sector 1	Sector 2	Sector 3	Sector 4	V.Max	Hour
1	FIRST LAP	00:34,126	00:29,740	00:25,541	00:30,289	150,70	18:32:55
2	<b>01:49,790</b>	<b>00:25,616</b>	<b>00:28,668</b>	00:25,239	<b>00:30,267</b>	<b>180,50</b>	18:34:45
3	01:50,266	00:25,786	00:28,915	00:25,285	00:30,280	180,00	18:36:35
4	01:50,839	00:25,933	00:28,843	00:25,590	00:30,473	177,05	18:38:26
5	01:51,100	00:25,922	00:28,921	00:25,405	00:30,852	179,50	18:40:17
6	01:51,235	00:26,226	00:28,986	00:25,457	00:30,566	171,88	18:42:08
7	01:51,563	00:26,413	00:28,965	00:25,376	00:30,809	171,88	18:44:00
8	01:51,095	00:26,381	<b>00:28,668</b>	<b>00:25,191</b>	00:30,855	172,80	18:45:51

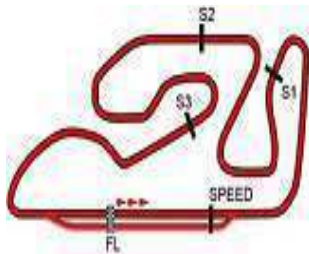
<b>95</b>	<b>KOVACS, Zoltan</b>		MRE Talent				
		HUN		P.Vmax: 21		T. Ideal: 01:49,920	
Lap	Time	Sector 1	Sector 2	Sector 3	Sector 4	V.Max	Hour
1	FIRST LAP	00:34,380	00:30,445	00:25,496	00:30,530	151,05	18:32:56
2	01:50,528	<b>00:25,792</b>	00:28,813	00:25,576	00:30,347	<b>179,01</b>	18:34:47
3	01:50,318	00:25,831	00:29,019	<b>00:25,181</b>	<b>00:30,287</b>	<b>179,01</b>	18:36:37
4	<b>01:50,173</b>	00:25,898	<b>00:28,660</b>	00:25,227	00:30,388	176,57	18:38:27
5	PIT	00:26,141	00:29,695	00:27,239	00:42,229	178,51	18:40:32
6	05:43,819	04:16,067	00:30,684	00:25,905	00:31,163		18:46:16
7	01:51,847	00:26,167	00:29,036	00:25,583	00:31,061	170,08	18:48:08
8	01:51,571	00:26,110	00:28,999	00:25,525	00:30,937	169,63	18:50:00
9	01:51,379	00:26,126	00:28,971	00:25,475	00:30,807	169,63	18:51:51
10	PIT	00:26,629	00:29,329	00:26,069	00:41,213	169,19	18:53:54

<b>69</b>	<b>BUJOSA, Fernando</b>		M.Oliveira Fun Club				
		SPA		P.Vmax: 2		T. Ideal: 01:45,865	
Lap	Time	Sector 1	Sector 2	Sector 3	Sector 4	V.Max	Hour
1	FIRST LAP	00:31,436	00:28,376	00:24,571	<b>00:28,908</b>	153,19	18:32:48
2	<b>01:46,166</b>	00:24,732	<b>00:27,929</b>	00:24,400	00:29,105	<b>195,77</b>	18:34:35
3	01:46,286	00:24,736	00:28,148	<b>00:24,302</b>	00:29,100	190,59	18:36:21
4	01:46,293	00:25,029	00:27,976	00:24,365	00:28,923	191,15	18:38:07
5	01:46,702	00:24,920	00:28,057	00:24,602	00:29,123	191,72	18:39:54
6	01:46,521	<b>00:24,726</b>	00:28,027	00:24,448	00:29,320	191,72	18:41:40
7	01:47,198	00:24,873	00:28,345	00:24,652	00:29,328	191,72	18:43:28
8	01:47,403	00:24,971	00:28,326	00:24,526	00:29,580	185,14	18:45:15
9	01:47,296	00:24,896	00:28,407	00:24,572	00:29,421	186,74	18:47:02
10	01:47,526	00:25,171	00:28,365	00:24,674	00:29,316	183,57	18:48:50
11	01:47,730	00:25,213	00:28,604	00:24,578	00:29,335	190,59	18:50:38
12	01:46,892	00:24,955	00:28,248	00:24,494	00:29,195	191,72	18:52:24
13	01:46,515	00:24,894	00:28,072	00:24,371	00:29,178	191,15	18:54:11
14	01:46,505	00:24,862	00:28,123	00:24,567	00:28,953	192,86	18:55:58

<b>98</b>	<b>SIEBDRATH, Mika</b>		Cuna De Campeones				
		GER		P.Vmax: 18		T. Ideal: 01:49,547	
Lap	Time	Sector 1	Sector 2	Sector 3	Sector 4	V.Max	Hour
1	FIRST LAP	00:34,562	00:30,056	00:25,255	00:30,348	149,31	18:32:55
2	01:50,822	00:26,110	00:28,949	00:25,446	00:30,317	176,09	18:34:46
3	<b>01:49,967</b>	00:25,960	00:28,709	00:25,107	<b>00:30,191</b>	178,02	18:36:36
4	01:50,198	<b>00:25,858</b>	00:28,795	00:25,144	00:30,401	<b>180,00</b>	18:38:26
5	01:50,732	00:25,913	00:28,921	00:25,325	00:30,573	179,50	18:40:17
6	01:51,543	00:26,604	00:28,941	00:25,372	00:30,626	170,98	18:42:09
7	01:51,257	00:26,261	00:28,967	00:25,476	00:30,553	171,88	18:44:00
8	01:51,252	00:26,919	00:28,675	00:25,271	00:30,387	174,66	18:45:51
9	01:50,779	00:26,353	00:28,604	00:25,324	00:30,498	176,09	18:47:42
10	01:50,400	00:26,236	<b>00:28,575</b>	<b>00:24,923</b>	00:30,666	173,73	18:49:32
11	01:50,284	00:26,114	00:28,601	00:25,020	00:30,549	171,43	18:51:23
12	01:50,519	00:26,213	00:28,674	00:24,969	00:30,663	172,80	18:53:13
13	01:50,854	00:26,204	00:28,779	00:25,176	00:30,695	172,34	18:55:04
14	01:51,839	00:27,101	00:28,805	00:25,055	00:30,878	170,98	18:56:56

<b>73</b>	<b>RIBEIRO, GONZALO</b>		Lousaestradas Racing				
		POR		P.Vmax: 5		T. Ideal: 01:45,843	
Lap	Time	Sector 1	Sector 2	Sector 3	Sector 4	V.Max	Hour
1	FIRST LAP	00:31,866	00:28,457	00:24,776	00:29,471	150,00	18:32:50
2	01:47,196	00:25,214	00:28,274	00:24,483	00:29,225	187,28	18:34:37
3	01:46,535	00:24,822	00:28,066	00:24,416	00:29,231	<b>192,86</b>	18:36:23
4	01:46,769	00:24,920	00:27,927	00:24,531	00:29,391	188,37	18:38:10
5	01:46,990	00:25,092	00:28,141	00:24,467	00:29,290	186,74	18:39:57
6	01:47,703	00:25,490	00:28,231	00:24,643	00:29,339	184,62	18:41:45
7	01:47,020	00:25,127	00:27,938	00:24,527	00:29,428	188,37	18:43:32
8	01:46,961	00:25,238	00:28,067	00:24,343	00:29,313		18:45:19
9	01:46,221	00:24,787	00:27,806	00:24,365	00:29,263	187,83	18:47:05
10	<b>01:46,139</b>	<b>00:24,773</b>	<b>00:27,731</b>	<b>00:24,213</b>	00:29,422	187,28	18:48:51
11	01:47,473	00:24,915	00:28,174	00:24,976	00:29,408	190,59	18:50:39
12	01:47,072	00:24,921	00:27,913	00:24,843	00:29,395	<b>192,86</b>	18:52:26
13	01:46,238	00:24,882	00:27,832	00:24,286	00:29,238	191,72	18:54:12





Circuit Ricardo Tormo

Cto. de ESPAÑA de SUPERBIKE

Análisis por vuelta Carrera 1 PreMoto3/Promo3

Lap: 1			Lap: 3			Lap: 5			Lap: 16		
Num	Tiempo	GAP	Num	Tiempo	GAP	Num	Tiempo	GAP	Num	Tiempo	GAP
18	FIRST LAP		18	01:45,757		18	01:45,779		16	01:47,251	
8	FIRST LAP	0,461	8	<b>01:46,097</b>	1,290	8	01:46,497	3,219	69	01:47,198	0,031
16	FIRST LAP	0,555	16	<b>01:45,738</b>	1,368	16	01:46,688	3,245	8	01:47,457	0,072
10	FIRST LAP	0,812	34	<b>01:45,643</b>	1,965	34	01:46,678	3,491	34	01:47,563	0,120
85	FIRST LAP	0,915	69	01:46,286	2,190	69	01:46,702	3,957	85	01:46,966	0,531
34	FIRST LAP	1,062	10	<b>01:45,435</b>	2,204	10	01:47,420	4,236	10	01:47,277	0,546
69	FIRST LAP	1,187	85	<b>01:45,906</b>	2,648	85	01:46,376	4,442	14	01:47,637	0,572
57	FIRST LAP	1,748	57	01:46,773	3,939	14	01:46,141	4,719	57	01:47,184	0,688
73	FIRST LAP	2,466	14	01:45,976	3,989	57	<b>01:45,813</b>	4,909	73	01:47,020	4,357
41	FIRST LAP	2,789	73	01:46,535	4,748	73	01:46,990	7,279	41	01:47,217	4,444
14	FIRST LAP	2,894	41	01:46,354	4,899	41	01:46,851	7,297	58	01:46,871	4,531
3	FIRST LAP	4,150	58	01:46,894	8,133	58	01:45,813	9,419	3	01:48,386	12,295
58	FIRST LAP	4,272	3	01:48,791	10,568	20	<b>01:47,161</b>	14,178	20	01:48,592	12,429
54	FIRST LAP	4,372	20	01:48,341	10,888	3	01:47,218	14,454	22	01:49,114	16,509
20	FIRST LAP	4,674	54	01:48,820	10,981	22	01:48,318	16,340	54	01:49,077	16,711
22	FIRST LAP	4,947	22	01:48,540	11,048	54	01:48,627	16,783	11	01:49,092	21,047
35	FIRST LAP	5,747	11	01:49,651	13,636	11	01:49,108	20,687	35	01:48,977	21,059
37	FIRST LAP	5,774	35	01:49,621	13,889	35	01:48,988	20,700	37	<b>01:48,915</b>	21,956
11	FIRST LAP	6,219	37	01:50,578	14,411	37	01:49,152	21,619	61	01:51,563	32,063
49	FIRST LAP	7,142	49	01:50,434	16,071	61	01:51,100	26,910	49	01:51,572	32,199
24	FIRST LAP	7,420	61	01:50,266	16,199	49	01:51,513	27,077	44	01:51,595	32,243
7	FIRST LAP	7,466	7	01:49,810	16,347	44	01:51,148	27,149	98	01:51,257	32,314
61	FIRST LAP	7,592	24	01:50,312	17,129	98	01:50,732	27,159	24	01:51,286	32,487
98	FIRST LAP	8,117	44	01:50,031	17,251	7	01:51,249	27,252	7	01:51,523	32,583
44	FIRST LAP	8,220	98	<b>01:49,967</b>	17,457	24	01:51,287	27,591	9	01:54,345	59,698
95	FIRST LAP	8,747	95	01:50,318	18,144	95	PIT	42,393			
9	FIRST LAP	11,225	9	01:55,031	29,870	9	01:54,952	48,401			

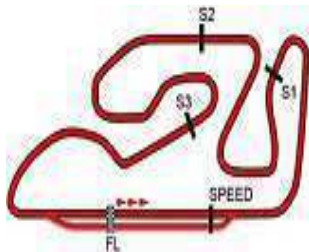
Lap: 2			Lap: 4			Lap: 6			Lap: 8		
Num	Tiempo	GAP	Num	Tiempo	GAP	Num	Tiempo	GAP	Num	Tiempo	GAP
18	01:45,692		18	<b>01:45,449</b>		34	01:46,711		8	01:47,267	
8	01:46,181	0,950	8	01:46,495	2,336	8	01:47,015	0,058	69	01:47,403	0,095
16	01:46,524	1,387	16	01:46,582	2,501	16	01:47,175	0,192	16	01:47,498	0,159
69	<b>01:46,166</b>	1,661	34	01:46,076	2,592	69	01:46,521	0,276	34	01:47,385	0,166
34	01:46,709	2,079	10	01:45,840	2,595	14	01:45,861	0,378	14	01:47,213	0,446
85	01:47,276	2,499	69	01:46,293	3,034	10	01:46,678	0,712	10	01:47,296	0,503
10	01:47,406	2,526	85	01:46,646	3,845	57	01:46,240	0,947	85	01:47,424	0,616
57	01:46,867	2,923	14	<b>01:45,817</b>	4,357	85	01:46,768	1,008	57	01:47,412	0,761
14	01:46,568	3,770	57	01:46,385	4,875	41	01:47,575	4,670	41	01:46,186	3,291
73	01:47,196	3,970	73	01:46,769	6,068	73	01:47,703	4,780	58	01:46,112	3,304
41	01:47,205	4,302	41	01:46,775	6,225	58	01:45,886	5,103	73	01:46,961	3,979
58	01:48,416	6,996	58	01:46,701	9,385	20	01:47,304	11,280	3	01:48,729	13,685
3	01:49,076	7,534	20	01:47,357	12,796	3	<b>01:47,100</b>	11,352	20	01:48,923	14,013
54	01:49,238	7,918	3	01:47,896	13,015	22	01:48,700	14,838	54	01:49,590	18,962
22	01:49,010	8,265	22	<b>01:48,202</b>	13,801	54	01:48,496	15,077	22	01:51,944	21,114
20	01:49,322	8,304	54	<b>01:48,403</b>	13,935	11	01:48,913	19,398	11	01:48,961	22,669
37	01:49,508	9,590	11	01:49,171	17,358	35	01:49,027	19,525	35	01:49,126	22,846
11	01:49,215	9,742	35	01:49,051	17,491	37	01:49,067	20,484	37	01:49,156	23,773
35	01:49,970	10,025	37	01:49,284	18,246	61	01:51,235	27,943	61	01:51,095	35,819
49	01:49,944	11,394	49	01:50,721	21,343	49	01:51,195	28,070	49	01:51,018	35,878
61	<b>01:49,790</b>	11,690	61	01:50,839	21,589	44	01:51,144	28,091	44	01:51,034	35,938
7	01:50,520	12,294	44	01:49,978	21,780	98	01:51,543	28,500	7	01:50,791	36,035
24	01:50,846	12,574	7	01:50,884	21,782	7	01:51,453	28,503	98	01:51,252	36,227
44	01:50,449	12,977	24	01:50,403	22,083	24	01:51,255	28,644	24	01:51,463	36,611
98	01:50,822	13,247	98	01:50,198	22,206	9	01:54,597	52,796	95	05:43,819	01:01,2
95	01:50,528	13,583	95	<b>01:50,173</b>	22,868				9	01:54,292	01:06,6
9	01:55,063	20,596	9	01:54,807	39,228						

Lap: 7			Lap: 9		
Num	Tiempo	GAP	Num	Tiempo	GAP
69	01:47,296		69	01:47,296	
8	01:47,452	0,061	8	01:47,452	0,061
16	01:47,356	0,124	16	01:47,356	0,124





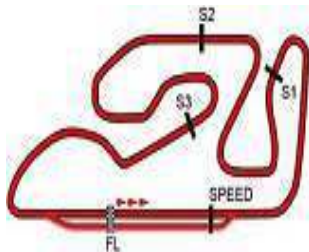


Circuit Ricardo Tormo

Cto. de ESPAÑA de SUPERBIKE

Análisis por vuelta Carrera 1 PreMoto3/Promo3

34	01:47,402	0,177	58	01:47,601	1,057	3	01:49,086	23,110
10	01:47,434	0,546	41	01:47,808	1,089	20	01:49,174	23,301
85	01:47,458	0,683	14	01:48,106	1,168	22	01:48,676	29,511
14	01:47,854	0,909	73	01:47,473	1,577	54	01:49,640	31,444
57	01:47,550	0,920	3	01:49,136	18,158	11	01:49,725	31,557
58	<b>01:45,323</b>	1,236	20	01:48,982	18,430	35	01:49,540	31,557
41	<b>01:45,599</b>	1,499	22	01:48,543	25,775	37	01:50,897	40,370
73	01:46,221	2,809	54	01:49,563	26,089	7	01:49,750	48,226
3	01:48,946	15,240	11	<b>01:48,482</b>	26,234	44	01:50,047	51,521
20	01:49,008	15,630	35	<b>01:48,439</b>	26,339	49	01:50,402	51,553
54	01:49,896	21,467	37	01:50,861	31,788	24	01:50,919	52,214
22	01:49,578	23,301	7	01:49,036	42,532	98	01:50,854	53,419
11	01:48,716	23,994	44	01:49,787	44,120	9	01:54,256	01:41,4
35	01:48,805	24,260	49	<b>01:49,763</b>	44,131	Lap: 14		
37	01:49,159	25,541	24	<b>01:49,707</b>	44,823			
7	01:50,707	39,351	98	01:50,284	45,455	8	01:46,651	
49	01:50,896	39,383	95	01:51,379	01:13,7	34	01:46,748	0,019
44	01:50,970	39,517	9	<b>01:53,949</b>	01:26,6	16	01:46,628	0,111
98	01:50,779	39,615	Lap: 12			69	01:46,505	0,186
24	01:50,625	39,845				Num	Tiempo	GAP
95	01:51,847	01:05,6	34	01:46,472		41	01:46,689	0,522
9	01:54,206	01:13,4	10	01:46,533	0,077	14	01:46,025	1,051
Lap: 10			8	01:46,706	0,391	10	01:47,721	1,094
			Num	Tiempo	GAP	85	01:46,737	1,095
34	01:46,948		16	01:46,458	0,698	73	01:46,693	1,442
10	01:46,709	0,130	69	01:46,892	0,832	58	01:47,161	1,628
8	01:47,235	0,171	41	01:46,578	1,195	57	01:47,649	1,635
16	01:47,305	0,304	85	01:46,959	1,247	20	01:50,276	26,848
69	01:47,526	0,401	57	01:47,099	1,485	22	01:49,563	32,345
85	01:47,174	0,732	58	01:46,957	1,542	54	01:49,539	34,254
57	01:46,938	0,733	14	01:47,068	1,764	11	01:49,453	34,281
14	01:46,997	0,781	73	01:47,072	2,177	35	01:49,586	34,414
41	01:46,626	1,000	3	01:49,275	20,961	37	01:51,859	45,500
58	01:47,064	1,175	20	01:49,106	21,064	7	01:50,547	52,044
73	<b>01:46,139</b>	1,823	22	01:48,469	27,772	98	01:51,839	58,529
3	01:48,626	16,741	54	01:49,124	28,741	44	01:58,045	01:02,8
20	01:48,662	17,167	11	01:49,007	28,769	49	02:00,305	01:05,1
54	01:49,903	24,245	35	01:49,087	28,954	24	02:01,407	01:06,8
22	01:48,775	24,951	37	01:51,094	36,410	9	PIT	02:02,1
11	01:48,602	25,471	7	01:49,353	45,413	Lap: 13		
35	01:48,484	25,619	49	01:50,429	48,088			
37	01:50,230	28,646	24	01:49,881	48,232	34	01:46,937	
7	<b>01:48,989</b>	41,215	44	01:50,763	48,411	8	01:46,624	0,078
44	<b>01:49,660</b>	42,052	98	01:50,519	49,502	10	01:46,962	0,102
49	01:49,829	42,087	95	PIT	01:30,5	16	01:46,451	0,212
24	01:50,115	42,835	9	01:53,968	01:34,1	69	01:46,515	0,410
98	01:50,400	42,890	Lap: 11			41	01:46,304	0,562
95	01:51,571	01:10,1				Num	Tiempo	GAP
9	01:54,101	01:20,4	34	01:47,719		57	01:46,167	0,715
Lap: 11			10	01:47,605	0,016	85	01:46,777	1,087
			Num	Tiempo	GAP	58	01:46,591	1,196
34	01:47,719		16	01:48,127	0,712	73	01:46,238	1,478
10	01:47,605	0,016	85	01:47,747	0,760	14	01:46,928	1,755
8	01:47,705	0,157	57	01:47,844	0,858			




Circuit Ricardo Tormo

Cto. de ESPAÑA de SUPERBIKE

Velocidades máximas Carrera 1 PreMoto3/Promo3

Nombre	Equipo/Club	Vehículo	Mejores 5 velocidades máximas					Media	Max.	
14	GUTIERREZ, Eduardo	QRG Motor Racing	BEON	196,4	195,2	194,6	194,0	193,4	194,7	196,4
69	BUJOSA, Fernando	M.Oliveira Fun Club	BEON	195,8	192,9	191,7	191,7	191,7	192,8	195,8
57	ROMERO, Rubén	Ilusion Team	BEON	194,6	194,0	192,3	192,3	191,7	193,0	194,6
41	CERPA, Yvonne	IGAXTeam	BEON	193,4	192,9	192,9	192,3	192,3	192,7	193,4
73	RIBEIRO, GONZALO	Lousaestradas Racing	BEON	192,9	192,9	192,9	191,7	190,6	192,2	192,9
58	ARMARIO, José L.	GM Fuel-VRC Team	MIR RACING	192,9	192,9	191,2	190,6	189,5	191,4	192,9
34	GRAS, Eitan	Austin Racing VHC Li	BEON	192,9	192,3	190,6	190,0	189,5	191,0	192,9
20	RAINGARD, Yannis		BEON	191,7	188,9	188,4	188,4	187,8	189,0	191,7
3	VENTURINI, Pier .F	Academy GP	RACETECH	190,6	190,0	190,0	187,3	187,3	189,0	190,6
16	FUERTES, Alvaro	Fuertes Team	BEON	190,0	189,5	189,5	189,5	188,4	189,4	190,0
8	GARCIA, Marco	IGAXTeam	BEON	188,9	188,9	186,7	186,7	186,2	187,5	188,9
10	CRUCES, Adrián	Cuna De Campeones	MIR RACING	188,4	188,4	187,8	187,3	186,2	187,6	188,4
22	AUSTIN, Ben R.	Austin Racing VHC Li	BEON	187,3	183,6	183,1	183,1	181,5	183,7	187,3
18	OLIVARES, Pablo	GM Fuel-VRC Team	MIR RACING	186,7	186,2	186,2	186,2	146,6	178,4	186,7
85	ZURUTUZA, Xabi	Cuna De Campeones	MIR RACING	186,7	186,2	185,1	184,6	184,1	185,4	186,7
44	PEREZ, Mark	Cuna De Campeones	MIR RACING	181,5	178,5	177,0	176,1	175,1	177,7	181,5
61	PONS, Joel	Cuna De Campeones	MIR RACING	180,5	180,0	179,5	177,0	172,8	178,0	180,5
98	SIEBDRATH, Mika	Cuna De Campeones	MIR RACING	180,0	179,5	178,0	176,1	176,1	177,9	180,0
35	COVARRUBIAS, A.	PM Motorsport	MIR RACING	180,0	176,1	175,1	174,7	174,7	176,1	180,0
11	GONZALEZ, David	Cuna De Campeones	MIR RACING	179,5	178,0	176,6	173,3	172,8	176,0	179,5
95	KOVACS, Zoltan	MRE Talent	CORSE	179,0	179,0	178,5	176,6	170,1	176,6	179,0
37	AMER, Montague J.			179,0	178,0	177,5	177,0	177,0	177,7	179,0
24	CHOTE, Jayant	Cuna De Campeones	MIR RACING	179,0	176,1	175,6	174,7	174,2	175,9	179,0
7	VIDAL, Xavi	Cuna De Campeones	MIR RACING	179,0	177,0	176,1	175,6	172,3	176,0	179,0
49	MARTINEZ, Xavier	Cuna De Campeones	MIR RACING	177,5	176,1	175,6	175,6	174,2	175,8	177,5
54	RIOS, Jesús	MRE Talent	CORSE	177,0	176,6	176,1	175,6	175,6	176,2	177,0
9	KASSIGIAN, Elliot	Cuna De Campeones	MIR RACING	172,3	171,4	171,4	171,4	171,0	171,5	172,3



**Circuit Ricardo Tormo**

**23-24 OCTUBRE 2021**

Circuit Ricardo Tormo

Carrera 1 PreMoto3/Promo3

**LISTADO DEL PLANNING**

	V1	V2	V3	V4	V5	V6	V7	V8	V9	V10	V11	V12	V13	V14
8 - GARCIA, Marco	18	18	18	18	18	34	16	8	69	34	34	34	34	8
34 - GRAS, Eitan	8	8	8	8	16	8	69	69	8	10	10	10	8	34
16 - FUERTES, Alvaro	16	16	16	16	8	16	8	16	16	8	8	8	10	16
69 - BUJOSA, Fernando	10	69	34	34	34	69	34	34	34	16	69	16	16	69
41 - CERPA, Yvonne	85	34	69	10	69	14	85	14	10	69	16	69	69	41
14 - GUTIERREZ, Eduardo	34	85	10	69	10	10	10	10	85	85	85	41	41	14
10 - CRUCES, Adrián	69	10	85	85	85	57	14	85	14	57	57	85	57	10
58 - ARMARIO, José L.	57	57	57	14	14	85	57	57	57	14	58	57	85	85
85 - ZURUTUZA, Xabi	73	14	14	57	57	41	73	41	58	41	41	58	58	73
73 - RIBEIRO, GONZALO	41	73	73	73	73	73	41	58	41	58	14	14	73	58
57 - ROMERO, Rubén	14	41	41	41	41	58	58	73	73	73	73	73	14	57
20 - RAINGARD, Yannis	3	58	58	58	58	20	3	3	3	3	3	3	3	20
22 - AUSTIN, Ben R.	58	3	3	20	20	3	20	20	20	20	20	20	20	22
54 - RIOS, Jesús	54	54	20	3	3	22	22	54	54	54	22	22	22	54
11 - GONZALEZ, David	20	22	54	22	22	54	54	22	22	22	54	54	54	11
35 - COVARRUBIAS, A.	22	20	22	54	54	11	11	11	11	11	11	11	11	35
37 - AMER, Montague J.	35	37	11	11	11	35	35	35	35	35	35	35	35	37
7 - VIDAL, Xavi	37	11	35	35	35	37	37	37	37	37	37	37	37	7
98 - SIEBRATH, Mika	11	35	37	37	37	61	61	61	7	7	7	7	7	98
44 - PEREZ, Mark	49	49	49	49	61	49	49	49	49	44	44	49	44	44
49 - MARTINEZ, Xavier	24	61	61	61	49	44	44	44	44	49	49	24	49	49
24 - CHOTE, Jayant	7	7	7	44	44	98	98	7	98	24	24	44	24	24
9 - KASSIGIAN, Elliot	61	24	24	7	98	7	24	98	24	98	98	98	98	9P
3 - VENTURINI, Pier.F	98	44	44	24	7	24	7	24	95	95	95	95P	9	
95 - KOVACS, Zoltan	44	98	98	98	24	9	9	95	9	9	9	9		
61 - PONS, Joel	95	95	95	95	95P			9						
18 - OLIVARES, Pablo	9	9	9	9	9									

Presidente del Jurado

Director de Carrera

Cronometrador

