

23 y 24 octubre
CIRCUIT RICARDO TORMO

Cto. de ESPAÑA de SUPERBIKE

23-24 OCTUBRE 2021

Laps: 14

Circuit Ricardo Tormo
Length: 4005 metros

REVISED

Carrera 2 PreMoto3/Promo3

Pos.	N.	Rider	Team	Motorcycle	Nat.	Laps	Time	Best Lap	iL	Gap	Interval	Speed	Tyr.	Pt.	Cat.
1	8	GARCIA, Marco	IGAXTeam	BEON	SPA	14	24:38,235	01:44,221	4			136,55	DUN	25	PRE
2	14	GUTIERREZ, Eduardo	QRG Motor Racing	BEON	SPA	14	24:45,173	01:44,676	5	00:06,938	00:00,078	135,91	DUN	20	PRE
3	34	GRAS, Eitan	Austin Racing VHC Li	BEON	URU	14	24:45,095	01:45,094	9	00:06,860	00:06,860	135,92	DUN	16	PRE
4	16	FUERTES, Alvaro	Fuertes Team	BEON	SPA	14	24:45,227	01:44,927	2	00:06,992	00:00,054	135,91	DUN	13	PRE
5	73	RIBEIRO, GONZALO	Lousastradas Racing	BEON	POR	14	24:45,292	01:44,790	6	00:07,057	00:00,065	135,9	DUN	11	PRE
6	57	ROMERO, Rubén	Illusion Team	BEON	SPA	14	24:50,067	01:45,077	8	00:11,832	00:04,775	135,47	DUN	10	PRE
7	58	ARMARIO, José L.	GM Fuel-VRC Team	MIR RACING	SPA	14	24:50,210	01:45,101	8	00:11,975	00:00,143	135,45	DUN	9	PRE
8	18	OLIVARES, Pablo	GM Fuel-VRC Team	MIR RACING	SPA	14	24:50,276	01:45,441	3	00:12,041	00:00,066	135,45	DUN	8	PRE
9	41	CERPA, Yvonne	IGAXTeam	BEON	SPA	14	24:50,802	01:45,480	4	00:12,567	00:00,526	135,4	DUN	7	PRE
10	20	RAINGARD, Yannic		BEON	FRA	14	25:00,079	01:46,180	8	00:21,844	00:09,277	134,56	DUN	6	PRE
11	22	AUSTIN, Ben R.	Austin Racing VHC Li	BEON	GBR	14	25:13,299	01:46,375	3	00:35,064	00:13,220	133,39	DUN	5	PRE
12	11	GONZALEZ, David	Cuna De Campeones	MIR RACING	SPA	14	25:20,105	01:47,594	4	00:41,870	00:06,806	132,79	DUN	4	PRO
13	54	RIOS, Jesús	MRE Talent	CORSE	SPA	14	25:36,408	01:47,950	4	00:58,173	00:00,086	131,38	DUN	3	PRO
14	49	MARTINEZ, Xavier	Cuna De Campeones	MIR RACING	SPA	14	25:36,322	01:48,117	4	00:58,087	00:16,217	131,39	DUN	2	PRO
15	7	VIDAL, Xavi	Cuna De Campeones	MIR RACING	SPA	14	25:36,488	01:47,654	5	00:58,253	00:00,080	131,37	DUN	1	PRO
16	44	PEREZ, Mark	Cuna De Campeones	MIR RACING	SPA	14	25:36,622	01:47,511	6	00:58,387	00:00,134	131,36	DUN		PRO
17	61	PONS, Joel	Cuna De Campeones	MIR RACING		14	25:52,445	01:49,206	8	01:14,210	00:15,823	130,02	DUN		PRO
18	98	SIEBDRATH, Mika	Cuna De Campeones	MIR RACING	GER	14	25:52,629	01:49,457	8	01:14,394	00:00,184	130,01	DUN		PRO
19	95	KOVACS, Zoltan	MRE Talent	CORSE	HUN	14	25:52,667	01:49,280	8	01:14,432	00:00,038	130	DUN		PRO
20	69	BUJOSA, Fernando	M.Oliveira Fun Club	BEON	SPA	14	26:03,632	01:45,883	5	01:25,397	00:10,965	129,09	DUN		PRE
21	9	KASSIGIAN, Elliot	Cuna De Campeones	MIR RACING	FRA	13	24:42,077	01:52,187	7	-1 Lap	-1 Lap	126,47	DUN		PRO
RETIRADOS															
.	3	VENTURINI, Pier .F	Academy GP	RACETECH	ITA	7	13:15,218	01:48,429	4	-7 Lap	-7 Lap	126,92	DUN		PRE
.	35	COVARRUBIAS, A.	PM Motorsport	MIR RACING	SPA	5	09:14,776	01:48,742	3	-9 Lap	-2 Lap	129,94	DUN		PRO
.	85	ZURUTUZA, Xabi	Cuna De Campeones	MIR RACING	SPA	2	03:36,248	01:44,542	2	-12 Lap	-3 Lap	133,35	DUN		PRE
.	37	AMER, Montague J.			GBR	1		FIRST LAP	1	-13 Lap	-1 Lap	96,73	DUN		PRO
EXCLUIDO (ART. 1.27.1)															
.	10	CRUCES, Adrián	Cuna De Campeones	MIR RACING	SPA	14	24:30,139	01:44,261	4		1 Lap	137,3	DUN		PRE
NO PRESENTADO															
.	24	CHOTE, Jayant	Cuna De Campeones	MIR RACING	NED	1		FIRST LAP	1	-13 Lap	00:02,847	94,92	DUN		PRO
# 34 - 49 PENALIZADOS CON UNA POSICION POR SUPERAR LOS LIMITES DE PISTA EN ULTIMA VUELTA															
Best Lap: Rider 8 - GARCIA, Marco - Time: 01:44,221 at 138,34 Km/h															

Circuit Ricardo Tormo

Final Official

Provisional Official

Length: 4005

Hour: 12:00:00

JURY:

Hour:

C.of the Course:

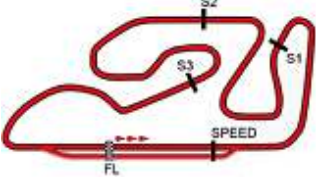
Hour:

24/10/2021

C.Timekeeper:

Hour: 15:37:35





23 y 24 octubre
CIRCUIT RICARDO TORMO

Cto. de ESPAÑA de SUPERBIKE

23-24 OCTUBRE 2021

Laps: 14

Circuit Ricardo Tormo
Length: 4005 metros

REVISED

Carrera 2 PreMoto3/Promo3

Pos.	N.	Rider	Team	Motorcycle	Nat.	Laps	Time	Best Lap	iL	Gap	Interval	Speed	Tyr.	Pt.	Cat.
Categoría: PRE															
1	8	GARCIA, Marco	IGAXTeam	BEON	SPA	14	24:38,235	01:44,221	4			136,55	DUN	25	PRE
2	14	GUTIERREZ, Eduardo	QRG Motor Racing	BEON	SPA	14	24:45,173	01:44,676	5	00:06,938	00:00,078	135,91	DUN	20	PRE
3	34	GRAS, Eitan	Austin Racing VHC Li	BEON	URU	14	24:45,095	01:45,094	9	00:06,860	00:06,860	135,92	DUN	16	PRE
4	16	FUERTES, Alvaro	Fuertes Team	BEON	SPA	14	24:45,227	01:44,927	2	00:06,992	00:00,054	135,91	DUN	13	PRE
5	73	RIBEIRO, GONZALO	Lousastradas Racing	BEON	POR	14	24:45,292	01:44,790	6	00:07,057	00:00,065	135,9	DUN	11	PRE
6	57	ROMERO, Rubén	Illusion Team	BEON	SPA	14	24:50,067	01:45,077	8	00:11,832	00:04,775	135,47	DUN	10	PRE
7	58	ARMARIO, José L.	GM Fuel-VRC Team	MIR RACING	SPA	14	24:50,210	01:45,101	8	00:11,975	00:00,143	135,45	DUN	9	PRE
8	18	OLIVARES, Pablo	GM Fuel-VRC Team	MIR RACING	SPA	14	24:50,276	01:45,441	3	00:12,041	00:00,066	135,45	DUN	8	PRE
9	41	CERPA, Yvonne	IGAXTeam	BEON	SPA	14	24:50,802	01:45,480	4	00:12,567	00:00,526	135,4	DUN	7	PRE
10	20	RAINGARD, Yanniss		BEON	FRA	14	25:00,079	01:46,180	8	00:21,844	00:09,277	134,56	DUN	6	PRE
11	22	AUSTIN, Ben R.	Austin Racing VHC Li	BEON	GBR	14	25:13,299	01:46,375	3	00:35,064	00:13,220	133,39	DUN	5	PRE
12	69	BUJOSA, Fernando	M.Oliveira Fun Club	BEON	SPA	14	26:03,632	01:45,883	5	01:25,397	00:50,333	129,09	DUN	4	PRE
RETIRADOS															
.	3	VENTURINI, Pier .F	Academy GP	RACETECH	ITA	7	13:15,218	01:48,429	4	-7 Lap	-7 Lap	126,92	DUN		PRE
.	85	ZURUTUZA, Xabi	Cuna De Campeones	MIR RACING	SPA	2	03:36,248	01:44,542	2	-12 Lap	-5 Lap	133,35	DUN		PRE
EX CLUIDO (ART.1.27.1)															
.	10	CRUCES, Adrián	Cuna De Campeones	MIR RACING	SPA	14	24:30,139	01:44,261	4			137,3	DUN		PRE
Categoría: PRO															
1	11	GONZALEZ, David	Cuna De Campeones	MIR RACING	SPA	14	25:20,105	01:47,594	4			132,79	DUN	25	PRO
2	54	RIOS, Jesús	MRE Talent	CORSE	SPA	14	25:36,408	01:47,950	4	00:16,303	00:00,086	131,38	DUN	20	PRO
3	49	MARTINEZ, Xavier	Cuna De Campeones	MIR RACING	SPA	14	25:36,322	01:48,117	4	00:16,217	00:16,217	131,39	DUN	16	PRO
4	7	VIDAL, Xavi	Cuna De Campeones	MIR RACING	SPA	14	25:36,488	01:47,654	5	00:16,383	00:00,080	131,37	DUN	13	PRO
5	44	PEREZ, Mark	Cuna De Campeones	MIR RACING	SPA	14	25:36,622	01:47,511	6	00:16,517	00:00,134	131,36	DUN	11	PRO
6	61	PONS, Joel	Cuna De Campeones	MIR RACING		14	25:52,445	01:49,206	8	00:32,340	00:15,823	130,02	DUN	10	PRO
7	98	SIEBDRATH, Mika	Cuna De Campeones	MIR RACING	GER	14	25:52,629	01:49,457	8	00:32,524	00:00,184	130,01	DUN	9	PRO
8	95	KOVACS, Zoltan	MRE Talent	CORSE	HUN	14	25:52,667	01:49,280	8	00:32,562	00:00,038	130	DUN	8	PRO
9	9	KASSIGIAN, Elliot	Cuna De Campeones	MIR RACING	FRA	13	24:42,077	01:52,187	7	-1 Lap	-1 Lap	126,47	DUN	7	PRO
RETIRADOS															
.	35	COVARRUBIAS, A.	PM Motorsport	MIR RACING	SPA	5	09:14,776	01:48,742	3	-9 Lap	-8 Lap	129,94	DUN		PRO
.	37	AMER, Montague J.			GBR	1	02:29,048	FIRST LAP	1	-13 Lap	-4 Lap	96,73	DUN		PRO
NO PRESENTADO															
.	24	CHOTE, Jayant	Cuna De Campeones	MIR RACING	NED	1	02:31,895	FIRST LAP	1	-13 Lap	00:02,847	94,92	DUN		PRO
# 34 -49 PENALIZADOS CON UNA POSICION POR SUPERAR LOS LIMITES DE PISTA EN ULTIMA VUELTA															
Best Lap: Rider 8 - GARCIA, Marco - Time: 01:44,221 at 138,34 Km/h															

Circuit Ricardo Tormo

Final Official

Provisional Official

Length: 4005

Hour: 12:00:00

JURY:

Hour:

C.of the Course:

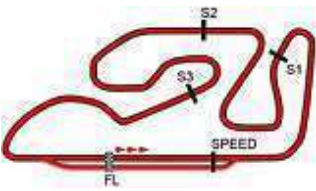
Hour:

24/10/2021

C.Timekeeper:

Hour: 15:45:30





23 y 24 octubre
CIRCUIT RICARDO TORMO

Cto. de ESPAÑA de SUPERBIKE

23-24 OCTUBRE 2021

Laps: 14

Circuit Ricardo Tormo
Length: 4005 metros

Results CUNA

Carrera 2 PreMoto3/Promo3

Pos.	N. Rider	Team	Motorcycle	Nat.	Laps	Time	Best Lap	iL	Gap	Interval	Speed	Tyr.	Pt.	Cat.
1	11 GONZALEZ, David	Cuna De Campeones	MIR RACING	SPA	14	25:20,105	01:47,594	4			132,79	DUN25	PRO C	
2	49 MARTINEZ, Xavier	Cuna De Campeones	MIR RACING	SPA	14	25:36,322	01:48,117	4	00:16,217	00:16,217	131,39	DUN20	PRO C	
3	7 VIDAL, Xavi	Cuna De Campeones	MIR RACING	SPA	14	25:36,488	01:47,654	5	00:16,383	00:00,166	131,37	DUN16	PRO C	
4	44 PEREZ, Mark	Cuna De Campeones	MIR RACING	SPA	14	25:36,622	01:47,511	6	00:16,517	00:00,134	131,36	DUN13	PRO C	
5	61 PONS, Joel	Cuna De Campeones	MIR RACING		14	25:52,445	01:49,206	8	00:32,340	00:15,823	130,02	DUN11	PRO C	
6	98 SIEBDRATH, Mika	Cuna De Campeones	MIR RACING	GER	14	25:52,629	01:49,457	8	00:32,524	00:00,184	130,01	DUN10	PRO C	
7	9 KASSIGIAN, Elliot	Cuna De Campeones	MIR RACING	FRA	13	24:42,077	01:52,187	7	-1 Lap	-1 Lap	126,47	DUN 9	PRO C	
	NO PRESENTADO													
	24 CHOTE, Jayant	Cuna De Campeones	MIR RACING	NED								DUN	PRO C	

Best Lap: Rider 44 - PEREZ, Mark - Time: 01:47,511 at 134,11 Km/h

Circuit Ricardo Tormo

Final Official

Provisional Official

Length: 4005

Hour: 12:00:00

JURY:

Hour:

C.of the Course:

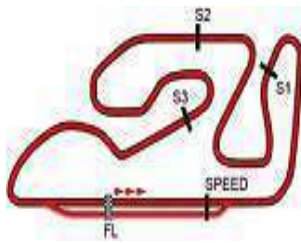
Hour:

24/10/2021

C.Timekeeper:

Hour: 13:21:23





Circuit Ricardo Tormo

Cto. de ESPAÑA de SUPERBIKE

ANALYSIS / SECTORS Carrera 2 PreMoto3/Promo3

3		VENTURINI, Pier .F		Academy GP			
ITA				P.Vmax: 14		T. Ideal: 01:48,322	
Lap	Time	Sector 1	Sector 2	Sector 3	Sector 4	V.Max	Hour
1	FIRST LAP	00:54,387	00:29,379	00:25,191	00:30,107		12:03:24
2	01:50,108	00:25,824	00:28,751	00:25,141	00:30,392	185,67	12:05:14
3	01:49,176	00:25,764	00:28,582	00:25,004	00:29,826	186,21	12:07:03
4	01:48,429	00:25,590	00:28,456	00:24,698	00:29,685	185,67	12:08:52
5	01:48,549	00:25,566	00:28,540	00:24,742	00:29,701	186,74	12:10:40
6	01:50,147	00:25,500	00:28,590	00:24,891	00:31,166	187,28	12:12:30
7	01:49,745	00:25,745	00:28,439	00:25,226	00:30,335	184,09	12:14:20

7		VIDAL, Xavi		Cuna De Campeones			
SPA				P.Vmax: 18		T. Ideal: 01:47,548	
Lap	Time	Sector 1	Sector 2	Sector 3	Sector 4	V.Max	Hour
1	FIRST LAP	00:33,071	00:29,020	00:24,940	00:30,070	148,28	12:03:02
2	01:49,064	00:25,892	00:28,337	00:25,106	00:29,729	175,14	12:04:51
3	01:48,671	00:25,960	00:28,289	00:24,637	00:29,785	182,54	12:06:40
4	01:49,120	00:25,626	00:28,184	00:25,411	00:29,899	181,51	12:08:29
5	01:47,654	00:25,547	00:27,909	00:24,532	00:29,666	175,14	12:10:17
6	01:47,849	00:25,518	00:27,848	00:24,606	00:29,877	175,14	12:12:04
7	01:48,236	00:25,685	00:28,161	00:24,740	00:29,650	180,50	12:13:53
8	01:49,293	00:26,143	00:28,231	00:24,930	00:29,989	169,63	12:15:42
9	01:49,576	00:25,925	00:28,412	00:24,925	00:30,314	175,14	12:17:32
10	01:49,891	00:26,233	00:28,268	00:25,095	00:30,295	170,53	12:19:21
11	01:50,097	00:25,904	00:28,457	00:25,242	00:30,494	174,19	12:21:12
12	01:50,192	00:26,231	00:28,449	00:25,472	00:30,040	172,80	12:23:02
13	01:50,011	00:26,316	00:28,403	00:25,229	00:30,063	176,57	12:24:52
14	01:49,733	00:26,188	00:28,090	00:25,130	00:30,325	174,66	12:26:41

8		GARCIA, Marco		IGAXTeam			
SPA				P.Vmax: 12		T. Ideal: 01:44,110	
Lap	Time	Sector 1	Sector 2	Sector 3	Sector 4	V.Max	Hour
1	FIRST LAP	00:30,269	00:27,970	00:24,446	00:28,797	147,61	12:02:56
2	01:44,555	00:24,554	00:27,383	00:23,861	00:28,757	190,59	12:04:41
3	01:44,620	00:24,773	00:27,378	00:23,847	00:28,622	185,14	12:06:26
4	01:44,221	00:24,512	00:27,284	00:23,882	00:28,543	187,83	12:08:10
5	01:44,707	00:24,577	00:27,317	00:24,104	00:28,709	185,14	12:09:55
6	01:44,708	00:24,619	00:27,434	00:23,832	00:28,823	185,14	12:11:39
7	01:44,243	00:24,451	00:27,333	00:23,842	00:28,617	188,37	12:13:24
8	01:44,587	00:24,586	00:27,390	00:24,039	00:28,572	189,47	12:15:08
9	01:44,518	00:24,496	00:27,350	00:23,975	00:28,697	188,92	12:16:53
10	01:44,818	00:24,451	00:27,506	00:24,123	00:28,738	188,92	12:18:37
11	01:45,319	00:24,656	00:27,522	00:24,128	00:29,013	187,28	12:20:23
12	01:46,270	00:24,784	00:27,843	00:24,477	00:29,166	186,74	12:22:09
13	01:46,501	00:24,930	00:27,865	00:24,436	00:29,270	186,21	12:23:56
14	01:47,686	00:25,216	00:28,258	00:24,743	00:29,469	184,62	12:25:43

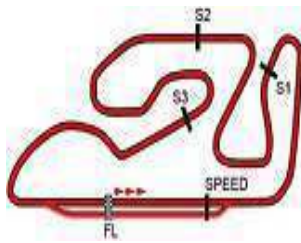
9		KASSIGIAN, Elliot		Cuna De Campeones			
FRA				P.Vmax: 25		T. Ideal: 01:51,955	
Lap	Time	Sector 1	Sector 2	Sector 3	Sector 4	V.Max	Hour
1	FIRST LAP	00:34,427	00:29,775	00:25,867	00:31,307	151,05	12:03:06
2	01:53,607	00:26,662	00:29,867	00:25,939	00:31,139	173,26	12:05:00
3	01:53,072	00:26,643	00:29,609	00:25,725	00:31,095	171,88	12:06:53
4	01:52,876	00:26,556	00:29,428	00:25,718	00:31,174	173,26	12:08:46
5	01:53,034	00:26,727	00:29,484	00:25,837	00:30,986	172,34	12:10:39
6	01:53,063	00:27,015	00:29,422	00:25,588	00:31,038	171,88	12:12:32
7	01:52,187	00:26,480	00:29,365	00:25,541	00:30,801	173,26	12:14:24
8	01:52,418	00:26,497	00:29,364	00:25,643	00:30,914	172,34	12:16:17
9	01:52,699	00:26,633	00:29,287	00:25,668	00:31,111	171,88	12:18:09

10	01:52,770	00:26,535	00:29,498	00:25,710	00:31,027	170,53	12:20:02
11	01:52,947	00:26,623	00:29,391	00:25,728	00:31,205	170,98	12:21:55
12	01:52,752	00:26,563	00:29,423	00:25,676	00:31,090	170,98	12:23:48
13	01:59,276	00:33,537	00:29,551	00:25,493	00:30,695	170,98	12:25:47

10		CRUCES, Adrián		Cuna De Campeones			
SPA				P.Vmax: 15		T. Ideal: 01:44,212	
Lap	Time	Sector 1	Sector 2	Sector 3	Sector 4	V.Max	Hour
1	FIRST LAP	00:30,520	00:27,844	00:24,096	00:28,861	151,05	12:02:56
2	01:44,609	00:24,516	00:27,411	00:23,881	00:28,801	185,14	12:04:41
3	01:44,594	00:24,500	00:27,351	00:23,876	00:28,867	183,57	12:06:26
4	01:44,261	00:24,412	00:27,260	00:23,868	00:28,721	185,14	12:08:10
5	01:44,662	00:24,521	00:27,359	00:23,965	00:28,817	184,62	12:09:54
6	01:44,497	00:24,501	00:27,319	00:23,868	00:28,809	184,09	12:11:39
7	01:44,383	00:24,464	00:27,269	00:23,902	00:28,748	183,57	12:13:23
8	01:44,451	00:24,450	00:27,375	00:23,907	00:28,719	184,09	12:15:08
9	01:44,524	00:24,457	00:27,343	00:23,899	00:28,825	183,57	12:16:52
10	01:44,394	00:24,472	00:27,351	00:23,821	00:28,750	183,05	12:18:37
11	01:44,500	00:24,505	00:27,324	00:23,916	00:28,755	183,57	12:20:21
12	01:44,686	00:24,518	00:27,419	00:23,938	00:28,811	184,09	12:22:06
13	01:44,596	00:24,464	00:27,447	00:23,950	00:28,735	184,09	12:23:50
14	01:44,661	00:24,448	00:27,410	00:23,958	00:28,845	185,14	12:25:35

11		GONZALEZ, David		Cuna De Campeones			
SPA				P.Vmax: 16		T. Ideal: 01:47,269	
Lap	Time	Sector 1	Sector 2	Sector 3	Sector 4	V.Max	Hour
1	FIRST LAP	00:33,201	00:28,660	00:24,870	00:30,277	144,64	12:03:02
2	01:48,794	00:25,532	00:28,312	00:24,834	00:30,116	183,05	12:04:51
3	01:48,292	00:25,477	00:28,092	00:24,587	00:30,136	180,50	12:06:39
4	01:47,594	00:25,239	00:27,934	00:24,486	00:29,935		12:08:27
5	01:47,621	00:25,388	00:27,885	00:24,418	00:29,930	171,43	12:10:14
6	01:47,687	00:25,433	00:27,973	00:24,455	00:29,826	172,34	12:12:02
7	01:47,843	00:25,469	00:27,971	00:24,455	00:29,948	171,88	12:13:50
8	01:47,919	00:25,643	00:28,068	00:24,319	00:29,889	172,80	12:15:38
9	01:47,812	00:25,521	00:27,907	00:24,508	00:29,876	171,88	12:17:26
10	01:47,716	00:25,458	00:27,913	00:24,476	00:29,869	171,43	12:19:13
11	01:48,011	00:25,698	00:27,902	00:24,443	00:29,968	171,88	12:21:01
12	01:47,799	00:25,539	00:27,953	00:24,472	00:29,835	170,98	12:22:49
13	01:48,028	00:25,516	00:27,997	00:24,637	00:29,878	170,98	12:24:37
14	01:47,981	00:25,540	00:28,019	00:24,481	00:29,941	171,88	12:26:25

14		GUTIERREZ, Eduardo		QRG Motor Racing			
SPA				P.Vmax: 1		T. Ideal: 01:44,502	
Lap	Time	Sector 1	Sector 2	Sector 3	Sector 4	V.Max	Hour
1	FIRST LAP	00:30,730	00:28,398	00:24,419	00:28,747	150,70	12:02:57
2	01:44,883	00:24,255	00:27,723	00:24,022	00:28,883	193,43	12:04:42
3	01:44,924	00:24,330	00:27,645	00:24,064	00:28,885	192,28	12:06:27
4	01:44,960	00:24,384	00:27,679	00:24,002	00:28,895	192,28	12:08:12
5	01:44,676	00:24,341	00:27,646	00:24,029	00:28,660	191,72	12:09:57
6	01:45,375	00:24,382	00:27,798	00:24,135	00:29,060	189,47	12:11:42
7	01:45,655	00:24,874	00:27,844	00:23,956	00:28,981	187,83	12:13:28
8	01:45,892	00:25,036	00:27,844	00:24,065	00:28,947	186,74	12:15:14
9	01:46,245	00:24,704	00:27,980	00:24,241	00:29,320	188,37	12:17:00
10	01:46,230	00:25,033	00:28,101	00:24,336	00:28,760	182,54	12:18:46
11	01:45,847	00:24,497	00:28,061	00:24,123	00:29,166	191,15	12:20:32
12	01:45,867	00:24,737					



Circuit Ricardo Tormo

Cto. de ESPAÑA de SUPERBIKE

ANALYSIS / SECTORS Carrera 2 PreMoto3/Promo3

16 FUERTES, Alvaro		Fuertes Team					
SPA		P.Vmax: 3				T. Ideal: 01:44,709	
Lap	Time	Sector 1	Sector 2	Sector 3	Sector 4	V.Max	Hour
1	FIRST LAP	00:30,396	00:27,808	00:24,190	00:29,219	149,31	12:02:57
2	01:44,927	00:24,783	00:27,475	00:23,997	00:28,672	193,43	12:04:42
3	01:45,092	00:24,632	00:27,469	00:24,142	00:28,849	193,43	12:06:27
4	01:45,045	00:24,766	00:27,493	00:23,936	00:28,850	187,83	12:08:12
5	01:45,038	00:24,646	00:27,509	00:24,016	00:28,867	186,74	12:09:57
6	01:45,514	00:24,649	00:27,682	00:24,115	00:29,068	186,74	12:11:42
7	01:45,393	00:24,711	00:27,566	00:24,047	00:29,069	189,47	12:13:28
8	01:46,023	00:25,040	00:27,732	00:24,128	00:29,123	185,14	12:15:14
9	01:46,314	00:24,973	00:27,890	00:24,173	00:29,278	185,14	12:17:00
10	01:45,969	00:24,822	00:27,828	00:24,183	00:29,136	185,14	12:18:46
11	01:46,368	00:25,083	00:28,069	00:24,273	00:28,943	182,54	12:20:32
12	01:45,886	00:24,912	00:27,655	00:24,229	00:29,090	191,72	12:22:18
13	01:46,130	00:24,983	00:28,024	00:24,089	00:29,034	194,59	12:24:04
14	01:45,915	00:25,103	00:27,685	00:24,230	00:28,897	191,15	12:25:50

18 OLIVARES, Pablo		GM Fuel-VRC Team					
SPA		P.Vmax: 8				T. Ideal: 01:45,265	
Lap	Time	Sector 1	Sector 2	Sector 3	Sector 4	V.Max	Hour
1	FIRST LAP	00:31,162	00:28,018	00:24,979	00:28,939	154,65	12:02:58
2	01:45,611	00:24,656	00:27,948	00:24,166	00:28,841	193,43	12:04:44
3	01:45,441	00:24,567	00:27,834	00:24,149	00:28,891	191,72	12:06:29
4	01:45,636	00:24,693	00:27,814	00:24,181	00:28,948	191,72	12:08:15
5	01:45,576	00:24,623	00:27,964	00:24,194	00:28,795	190,03	12:10:00
6	01:45,625	00:24,727	00:27,823	00:24,176	00:28,899	193,43	12:11:46
7	01:45,661	00:24,685	00:27,763	00:24,163	00:29,050	190,03	12:13:32
8	01:45,994	00:24,760	00:27,911	00:24,286	00:29,037	188,92	12:15:18
9	01:46,373	00:24,775	00:27,904	00:24,615	00:29,079	188,92	12:17:04
10	01:46,498	00:24,832	00:28,105	00:24,661	00:28,900	187,83	12:18:51
11	01:45,724	00:24,785	00:27,754	00:24,361	00:28,824	192,86	12:20:36
12	01:46,177	00:24,872	00:27,757	00:24,493	00:29,055	192,28	12:22:22
13	01:46,194	00:24,799	00:27,805	00:24,652	00:28,938	193,43	12:24:09
14	01:46,668	00:25,072	00:27,889	00:24,721	00:28,986	188,92	12:25:55

20 RAINGARD, Yannis		PM Motorsport					
FRA		P.Vmax: 9				T. Ideal: 01:45,785	
Lap	Time	Sector 1	Sector 2	Sector 3	Sector 4	V.Max	Hour
1	FIRST LAP	00:32,608	00:28,456	00:25,206	00:29,299	152,47	12:03:01
2	01:46,602	00:24,930	00:28,055	00:24,447	00:29,170	192,86	12:04:47
3	01:46,187	00:24,610	00:27,953	00:24,373	00:29,251	191,72	12:06:33
4	01:46,607	00:24,555	00:28,055	00:24,836	00:29,161	192,28	12:08:20
5	01:46,601	00:25,032	00:27,868	00:24,422	00:29,279	192,28	12:10:07
6	01:46,226	00:24,868	00:27,768	00:24,330	00:29,260	188,92	12:11:53
7	01:46,289	00:24,772	00:27,843	00:24,362	00:29,312	188,37	12:13:39
8	01:46,180	00:24,798	00:27,806	00:24,301	00:29,275	188,37	12:15:25
9	01:46,538	00:25,015	00:27,812	00:24,457	00:29,254	190,59	12:17:12
10	01:46,383	00:24,745	00:27,921	00:24,495	00:29,222	186,21	12:18:58
11	01:46,597	00:24,880	00:27,915	00:24,435	00:29,367	186,21	12:20:45
12	01:46,577	00:24,843	00:27,953	00:24,447	00:29,334	186,21	12:22:31
13	01:46,635	00:24,887	00:27,928	00:24,418	00:29,402	187,28	12:24:18
14	01:47,088	00:24,915	00:28,118	00:24,506	00:29,549	186,74	12:26:05

22 AUSTIN, Ben R.		Austin Racing VHC Li					
GBR		P.Vmax: 12				T. Ideal: 01:46,191	
Lap	Time	Sector 1	Sector 2	Sector 3	Sector 4	V.Max	Hour
1	FIRST LAP	00:32,076	00:28,532	00:24,752	00:29,311	152,83	12:03:00
2	01:46,443	00:24,883	00:27,861	00:24,629	00:29,070	190,59	12:04:46

3	01:46,375	00:24,952	00:27,695	00:24,543	00:29,185	188,92	12:06:32
4	01:47,263	00:25,124	00:28,048	00:24,727	00:29,364	187,83	12:08:20
5	01:47,425	00:25,426	00:28,026	00:24,649	00:29,324	184,62	12:10:07
6	01:47,234	00:25,191	00:27,911	00:24,698	00:29,434	184,62	12:11:54
7	01:47,493	00:25,295	00:28,024	00:24,696	00:29,478	184,09	12:13:42
8	01:47,903	00:25,287	00:28,124	00:24,857	00:29,635	183,57	12:15:30
9	01:47,724	00:25,376	00:28,030	00:24,859	00:29,459	182,54	12:17:18
10	01:47,763	00:25,382	00:28,048	00:24,816	00:29,517	182,02	12:19:05
11	01:48,181	00:25,344	00:28,321	00:24,914	00:29,602	182,02	12:20:53
12	01:48,193	00:25,539	00:28,227	00:24,900	00:29,527	182,54	12:22:42
13	01:47,989	00:25,287	00:28,166	00:24,912	00:29,624	182,54	12:24:30
14	01:48,642	00:25,474	00:28,449	00:25,086	00:29,633	182,02	12:26:18

24 CHOTE, Jayant		Cuna De Campeones					
NED		P.Vmax: 26				T. Ideal: 00:00,000	
Lap	Time	Sector 1	Sector 2	Sector 3	Sector 4	V.Max	Hour
1	FIRST LAP						13:01:53

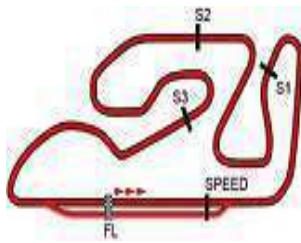
34 GRAS, Eitan		Austin Racing VHC Li					
URU		P.Vmax: 3				T. Ideal: 01:44,826	
Lap	Time	Sector 1	Sector 2	Sector 3	Sector 4	V.Max	Hour
1	FIRST LAP	00:30,644	00:28,318	00:24,329	00:28,944	148,62	12:02:57
2	01:45,354	00:24,535	00:27,782	00:24,069	00:28,968	191,15	12:04:43
3	01:45,271	00:24,533	00:27,682	00:24,157	00:28,899	191,72	12:06:28
4	01:45,542	00:24,585	00:27,700	00:24,216	00:29,041	188,92	12:08:13
5	01:45,731	00:24,698	00:27,765	00:24,163	00:29,105	187,28	12:09:59
6	01:45,508	00:24,698	00:27,583	00:24,144	00:29,083	186,74	12:11:45
7	01:45,405	00:24,779	00:27,549	00:24,150	00:28,927	184,62	12:13:30
8	01:45,367	00:24,680	00:27,606	00:24,117	00:28,964	186,74	12:15:15
9	01:45,094	00:24,756	00:27,594	00:24,017	00:28,727	186,74	12:17:00
10	01:45,427	00:24,657	00:27,814	00:24,047	00:28,909	194,59	12:18:46
11	01:46,057	00:24,819	00:27,892	00:24,298	00:29,048	185,14	12:20:32
12	01:45,997	00:24,975	00:27,737	00:24,289	00:28,996	185,67	12:22:18
13	01:46,432	00:24,801	00:28,404	00:24,273	00:28,954	192,28	12:24:04
14	01:45,675	00:24,614	00:27,754	00:24,221	00:29,086	194,59	12:25:50

35 COVARRUBIAS, A.		PM Motorsport					
SPA		P.Vmax: 22				T. Ideal: 01:48,251	
Lap	Time	Sector 1	Sector 2	Sector 3	Sector 4	V.Max	Hour
1	FIRST LAP	00:32,988	00:28,753	00:24,774	00:30,351	144,64	12:03:02
2	01:49,010	00:25,845	00:28,463	00:24,688	00:30,014	178,02	12:04:51
3	01:48,742	00:25,964	00:28,042	00:24,627	00:30,109	177,05	12:06:40
4	01:49,140	00:25,583	00:28,027	00:25,021	00:30,509	173,26	12:08:29
5	01:51,018	00:26,192	00:28,487	00:25,195	00:31,144	166,58	12:10:20

37 AMER, Montague J.		IGAXTeam					
GBR		P.Vmax: 26				T. Ideal: 00:00,000	
Lap	Time	Sector 1	Sector 2	Sector 3	Sector 4	V.Max	Hour
1	FIRST LAP						13:01:44

41 CERPA, Yvonne		IGAXTeam					
SPA		P.Vmax: 7				T. Ideal: 01:45,386	
Lap	Time	Sector 1	Sector 2	Sector 3	Sector 4	V.Max	Hour
1	FIRST LAP	00:31,338	00:28,500	00:24,880	00:29,001	147,95	12:02:59
2	01:45,814	00:24,835	00:27,816	00:24,127	00:29,036	194,01	12:04:45
3	01:45,680	00:24,791	00:27,738	00:24,154	00:28,997	191,15	12:06:30
4	01:45,480	00:24,734	00:27,699	00:24,122	00:28,925	188,37	12:08:16
5	01:45,891	00:24,687	00:27,809	00:24,274	00:29,121	187,83	12:10:02
6	01:46,117	00:24,837	00:27,879	00:24,208	00:29,193	185,67	12:11:48
7	01:45,738	00:24,842	00:27,699	00:24,119	00:29,078	184,09	12:13:33





Circuit Ricardo Tormo

Cto. de ESPAÑA de SUPERBIKE

ANALYSIS / SECTORS Carrera 2 PreMoto3/Promo3

8	01:45,669	00:24,750	00:27,760	00:24,174	00:28,985	186,21	12:15:19
9	01:45,788	00:24,790	00:27,806	00:24,239	00:28,953	186,74	12:17:05
10	01:46,287	00:24,799	00:27,979	00:24,393	00:29,116	187,28	12:18:51
11	01:45,911	00:24,835	00:27,786	00:24,245	00:29,045	187,83	12:20:37
12	01:45,872	00:24,823	00:27,655	00:24,334	00:29,060	187,28	12:22:23
13	01:46,218	00:24,810	00:27,876	00:24,391	00:29,141	192,86	12:24:09
14	01:46,618	00:24,892	00:27,894	00:24,453	00:29,379	189,47	12:25:56

44	PEREZ, Mark	Cuna De Campeones					
	SPA	P.Vmax: 19 T. Ideal: 01:47,399					
Lap	Time	Sector 1	Sector 2	Sector 3	Sector 4	V.Max	Hour
1	FIRST LAP	00:32,816	00:28,608	00:24,977	00:30,278	148,97	12:03:02
2	01:48,990	00:25,624	00:28,422	00:24,775	00:30,169	174,66	12:04:51
3	01:48,956	00:26,302	00:28,140	00:24,632	00:29,882	172,34	12:06:40
4	01:49,426	00:25,684	00:28,137	00:25,265	00:30,340		12:08:29
5	01:48,057	00:25,620	00:28,049	00:24,596	00:29,792	179,01	12:10:17
6	01:47,511	00:25,435	00:27,684	00:24,506	00:29,886	176,09	12:12:05
7	01:48,161	00:25,417	00:28,120	00:24,642	00:29,982	182,02	12:13:53
8	01:49,093	00:25,925	00:28,128	00:24,900	00:30,140	176,09	12:15:42
9	01:49,728	00:26,379	00:28,203	00:25,168	00:29,978	171,88	12:17:32
10	01:49,631	00:26,019	00:28,275	00:24,979	00:30,358	171,43	12:19:21
11	01:50,229	00:25,960	00:28,503	00:25,134	00:30,632	171,43	12:21:11
12	01:49,976	00:26,154	00:28,456	00:25,337	00:30,029	177,05	12:23:01
13	01:50,246	00:26,017	00:28,727	00:25,169	00:30,333	174,19	12:24:52
14	01:49,939	00:26,043	00:28,113	00:25,146	00:30,637	177,53	12:26:42

49	MARTINEZ, Xavier	Cuna De Campeones					
	SPA	P.Vmax: 20 T. Ideal: 01:47,904					
Lap	Time	Sector 1	Sector 2	Sector 3	Sector 4	V.Max	Hour
1	FIRST LAP	00:33,577	00:28,592	00:25,077	00:30,030	148,62	12:03:02
2	01:48,599	00:25,919	00:28,218	00:24,736	00:29,726	179,01	12:04:51
3	01:48,439	00:25,688	00:28,053	00:24,672	00:30,026	177,05	12:06:39
4	01:48,117	00:25,598	00:28,012	00:24,631	00:29,876	179,50	12:08:27
5	01:48,519	00:25,570	00:28,162	00:24,816	00:29,971	176,09	12:10:16
6	01:48,352	00:25,599	00:28,057	00:24,744	00:29,952	175,14	12:12:04
7	01:48,297	00:25,535	00:28,149	00:24,680	00:29,933	176,09	12:13:53
8	01:49,240	00:25,824	00:28,212	00:24,979	00:30,225	174,66	12:15:42
9	01:49,712	00:26,250	00:28,161	00:25,254	00:30,047	169,63	12:17:32
10	01:49,547	00:25,786	00:28,378	00:25,071	00:30,312	173,73	12:19:21
11	01:50,113	00:25,943	00:28,497	00:25,210	00:30,463	172,80	12:21:11
12	01:50,131	00:26,268	00:28,473	00:25,118	00:30,272	171,43	12:23:01
13	01:50,115	00:26,222	00:28,506	00:25,120	00:30,267	169,63	12:24:51
14	01:49,865	00:26,046	00:28,276	00:25,108	00:30,435	172,80	12:26:41

54	RIOS, Jesús	MRE Talent					
	SPA	P.Vmax: 23 T. Ideal: 01:47,712					
Lap	Time	Sector 1	Sector 2	Sector 3	Sector 4	V.Max	Hour
1	FIRST LAP	00:32,356	00:28,593	00:24,654	00:29,822	145,62	12:03:00
2	01:48,738	00:25,589	00:28,282	00:24,679	00:30,188	174,66	12:04:49
3	01:49,620	00:25,998	00:28,458	00:24,801	00:30,363	169,63	12:06:39
4	01:47,950	00:25,809	00:27,988	00:24,474	00:29,679	168,31	12:08:27
5	01:48,043	00:25,571	00:28,002	00:24,515	00:29,955	171,88	12:10:15
6	01:48,687	00:25,668	00:28,063	00:24,811	00:30,145	172,80	12:12:03
7	01:49,173	00:25,834	00:28,337	00:24,746	00:30,256	170,98	12:13:53
8	01:49,264	00:25,951	00:28,170	00:24,728	00:30,415	174,66	12:15:42
9	01:49,637	00:25,836	00:28,480	00:24,897	00:30,424	176,09	12:17:32
10	01:49,627	00:25,985	00:28,276	00:24,899	00:30,467	171,88	12:19:21
11	01:50,066	00:25,780	00:28,580	00:25,125	00:30,581	172,80	12:21:11
12	01:50,168	00:26,109	00:28,625	00:25,325	00:30,109	172,80	12:23:01

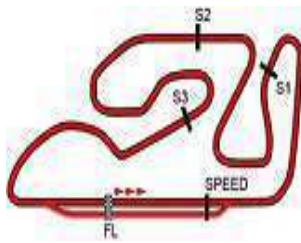
57	ROMERO, Rubén	Ilusion Team					
	SPA	P.Vmax: 3 T. Ideal: 01:44,950					
Lap	Time	Sector 1	Sector 2	Sector 3	Sector 4	V.Max	Hour
1	FIRST LAP	00:31,408	00:28,520	00:25,123	00:29,320	150,70	12:02:59
2	01:46,418	00:24,513	00:28,241	00:24,614	00:29,050	194,01	12:04:46
3	01:46,106	00:24,811	00:27,918	00:24,348	00:29,029	194,59	12:06:32
4	01:45,536	00:24,684	00:27,733	00:24,267	00:28,852	190,59	12:08:17
5	01:45,608	00:24,493	00:27,894	00:24,350	00:28,871	191,72	12:10:03
6	01:45,223	00:24,580	00:27,502	00:24,340	00:28,801	191,15	12:11:48
7	01:45,221	00:24,592	00:27,482	00:24,358	00:28,789	191,15	12:13:33
8	01:45,077	00:24,499	00:27,423	00:24,388	00:28,767	189,47	12:15:19
9	01:45,718	00:24,640	00:27,561	00:24,363	00:29,154	188,92	12:17:04
10	01:46,050	00:24,746	00:27,864	00:24,569	00:28,871	189,47	12:18:50
11	01:45,747	00:24,762	00:27,733	00:24,405	00:28,847	186,21	12:20:36
12	01:46,128	00:24,880	00:27,619	00:24,566	00:29,063	187,83	12:22:22
13	01:46,402	00:24,816	00:27,962	00:24,541	00:29,083	186,21	12:24:09
14	01:46,462	00:25,006	00:27,929	00:24,480	00:29,047	188,37	12:25:55

58	ARMARIO, José L.	GM Fuel-VRC Team					
	SPA	P.Vmax: 11 T. Ideal: 01:44,900					
Lap	Time	Sector 1	Sector 2	Sector 3	Sector 4	V.Max	Hour
1	FIRST LAP	00:31,884	00:28,644	00:24,766	00:29,138	151,76	12:02:59
2	01:46,201	00:24,798	00:28,000	00:24,394	00:29,009	191,72	12:04:46
3	01:45,586	00:24,854	00:27,782	00:24,102	00:28,848	190,59	12:06:31
4	01:45,442	00:24,621	00:27,885	00:24,097	00:28,839	192,28	12:08:17
5	01:45,426	00:24,687	00:27,744	00:24,057	00:28,938	188,37	12:10:02
6	01:45,659	00:24,588	00:27,746	00:24,330	00:28,995	188,92	12:11:48
7	01:45,155	00:24,545	00:27,731	00:23,901	00:28,978	188,37	12:13:33
8	01:45,101	00:24,509	00:27,651	00:23,970	00:28,971	188,37	12:15:18
9	01:46,374	00:24,657	00:27,825	00:24,412	00:29,480	188,92	12:17:04
10	01:46,468	00:24,894	00:28,038	00:24,502	00:29,034	187,28	12:18:51
11	01:45,850	00:24,754	00:27,817	00:24,256	00:29,023	188,92	12:20:37
12	01:46,171	00:24,718	00:27,918	00:24,283	00:29,252	190,03	12:22:23
13	01:46,005	00:24,682	00:27,806	00:24,516	00:29,001	189,47	12:24:09
14	01:46,340	00:24,927	00:27,989	00:24,456	00:28,968	190,59	12:25:55

61	PONS, Joel	Cuna De Campeones					
		P.Vmax: 20 T. Ideal: 01:49,203					
Lap	Time	Sector 1	Sector 2	Sector 3	Sector 4	V.Max	Hour
1	FIRST LAP	00:33,414	00:28,981	00:25,304	00:30,615	151,40	12:03:03
2	01:50,362	00:25,934	00:28,826	00:25,231	00:30,371	179,50	12:04:54
3	01:50,469	00:25,969	00:28,872	00:25,215	00:30,413	177,53	12:06:44
4	01:50,180	00:26,132	00:28,842	00:25,066	00:30,140	173,26	12:08:34
5	01:50,461	00:25,836	00:28,841	00:25,215	00:30,569	178,02	12:10:25
6	01:50,864	00:26,315	00:28,798	00:25,288	00:30,463	174,19	12:12:16
7	01:50,221	00:26,273	00:28,655	00:25,094	00:30,199	175,14	12:14:06
8	01:49,206	00:25,663	00:28,411	00:24,989	00:30,143	176,57	12:15:55
9	01:50,267	00:25,912	00:28,699	00:25,303	00:30,353	177,53	12:17:45
10	01:50,522	00:26,193	00:28,680	00:25,183	00:30,466	174,19	12:19:36
11	01:50,675	00:26,211	00:28,706	00:25,282	00:30,476	172,80	12:21:27
12	01:50,398	00:26,108	00:28,684	00:25,150	00:30,456	172,80	12:23:17
13	01:50,431	00:26,465	00:28,746	00:25,052	00:30,168	175,61	12:25:07
14	01:50,075	00:25,903	00:28,651	00:25,116	00:30,405	178,51	12:26:57

69	BUJOSA, Fernando	M.Oliveira Fun Club					
	SPA	P.Vmax: 3 T. Ideal: 01:45,668					
Lap	Time	Sector 1	Sector 2	Sector 3	Sector 4	V.Max	Hour





Circuit Ricardo Tormo

Cto. de ESPAÑA de SUPERBIKE

ANALYSIS / SECTORS Carrera 2 PreMoto3/Promo3

1	FIRST LAP	00:31,748	00:28,523	00:24,685	00:29,146	153,55	12:02:59	1	FIRST LAP	00:33,963	00:29,058	00:25,147	00:30,441	147,95	12:03:04
2	01:45,935	00:24,630	00:28,096	00:24,265	00:28,944	194,59	12:04:45	2	01:50,498	00:25,866	00:28,919	00:25,341	00:30,372	176,09	12:04:54
3	01:46,003	00:24,642	00:28,001	00:24,413	00:28,947	192,28	12:06:31	3	01:50,275	00:25,853	00:28,819	00:25,391	00:30,212	173,26	12:06:44
4	01:46,076	00:24,570	00:28,385	00:24,264	00:28,857	190,59	12:08:17	4	01:50,148	00:26,136	00:28,940	00:24,915	00:30,157	175,61	12:08:35
5	01:45,883	00:24,615	00:28,002	00:29,026	190,59	12:10:03	5	01:50,389	00:26,008	00:28,755	00:25,335	00:30,291	173,26	12:10:25	
6	01:46,762	00:24,958	00:28,070	00:24,581	00:29,153	188,37	12:11:50	6	01:50,769	00:26,310	00:28,858	00:25,168	00:30,433	173,73	12:12:16
7	01:47,668	00:25,024	00:28,365	00:24,657	00:29,622	187,83	12:13:37	7	01:49,575	00:26,013	00:28,504	00:24,770	00:30,288	174,66	12:14:05
8	01:47,645	00:25,052	00:28,356	00:24,633	00:29,604	186,21	12:15:25	8	01:49,457	00:26,041	00:28,428	00:24,619	00:30,369	170,08	12:15:55
9	02:34,950	00:25,359	00:28,306	01:09,346	00:31,939	185,14	12:18:00	9	01:50,802	00:26,366	00:28,760	00:25,234	00:30,442	168,75	12:17:46
10	01:53,460	00:26,577	00:30,517	00:25,860	00:30,506	183,05	12:19:53	10	01:50,462	00:26,159	00:28,686	00:25,101	00:30,516	172,80	12:19:36
11	01:50,394	00:25,875	00:29,235	00:25,107	00:30,177	183,57	12:21:44	11	01:50,514	00:26,197	00:28,711	00:25,260	00:30,346	173,73	12:21:26
12	01:48,497	00:25,252	00:28,887	00:24,774	00:29,584	184,09	12:23:32	12	01:50,630	00:26,380	00:28,697	00:25,309	00:30,244	170,53	12:23:17
13	01:47,997	00:25,201	00:28,517	00:24,751	00:29,528	184,62	12:25:20	13	01:49,958	00:26,140	00:28,571	00:24,849	00:30,398	175,14	12:25:07
14	01:48,260	00:25,157	00:28,547	00:24,820	00:29,736	184,62	12:27:09	14	01:50,543	00:26,302	00:28,684	00:25,041	00:30,516	169,19	12:26:58

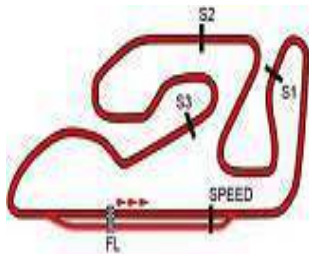
73	RIBEIRO, GONZALO	Lousaestradas Racing				
	POR	P.Vmax: 2 T. Ideal: 01:44,579				
Lap Time	Sector 1	Sector 2	Sector 3	Sector 4	V.Max	Hour
1 FIRST LAP	00:31,396	00:27,948	00:25,164	00:28,876	155,02	12:02:58
2 01:45,702	00:24,560	00:27,826	00:24,354	00:28,962	193,43	12:04:44
3 01:45,300	00:24,626	00:27,555	00:24,176	00:28,943	190,59	12:06:29
4 01:45,549	00:24,618	00:27,743	00:24,267	00:28,921	191,15	12:08:15
5 01:45,182	00:24,591	00:27,587	00:24,077	00:28,927	192,86	12:10:00
6 01:44,790	00:24,617	00:27,393	00:23,951	00:28,829	187,83	12:11:45
7 01:45,300	00:24,715	00:27,410	00:24,271	00:28,904	189,47	12:13:30
8 01:45,340	00:24,766	00:27,474	00:24,168	00:28,932	191,72	12:15:16
9 01:44,824	00:24,488	00:27,470	00:24,101	00:28,765	192,28	12:17:00
10 01:45,895	00:24,695	00:28,099	00:24,354	00:28,747	188,92	12:18:46
11 01:45,810	00:24,584	00:27,979	00:24,329	00:28,918	195,77	12:20:32
12 01:45,963	00:24,744	00:27,767	00:24,328	00:29,124	189,47	12:22:18
13 01:46,077	00:25,035	00:27,764	00:24,102	00:29,176	191,15	12:24:04
14 01:46,176	00:25,200	00:27,608	00:24,299	00:29,069	184,62	12:25:50

85	ZURUTUZA, Xabi	Cuna De Campeones				
	SPA	P.Vmax: 9 T. Ideal: 01:44,542				
Lap Time	Sector 1	Sector 2	Sector 3	Sector 4	V.Max	Hour
1 FIRST LAP	00:31,059	00:27,980	00:23,950	00:28,717	152,47	12:02:57
2 01:44,542	00:24,467	00:27,538	00:23,884	00:28,653	192,86	12:04:41

95	KOVACS, Zoltan	MRE Talent				
	HUN	P.Vmax: 16 T. Ideal: 01:49,050				
Lap Time	Sector 1	Sector 2	Sector 3	Sector 4	V.Max	Hour
1 FIRST LAP	00:33,841	00:28,868	00:25,389	00:30,359	148,97	12:03:03
2 01:50,263	00:25,891	00:28,814	00:25,484	00:30,074	183,05	12:04:54
3 01:50,465	00:26,048	00:28,823	00:25,455	00:30,139	177,05	12:06:44
4 01:49,941	00:26,212	00:28,543	00:24,964	00:30,222	173,73	12:08:34
5 01:50,845	00:26,152	00:28,800	00:25,460	00:30,433	173,73	12:10:25
6 01:50,828	00:26,389	00:28,794	00:25,456	00:30,189	175,14	12:12:16
7 01:50,133	00:26,270	00:28,566	00:25,277	00:30,020	173,73	12:14:06
8 01:49,280	00:25,745	00:28,376	00:25,194	00:29,965	177,05	12:15:55
9 01:50,369	00:26,169	00:28,535	00:25,500	00:30,165	182,02	12:17:46
10 01:50,470	00:26,262	00:28,636	00:25,324	00:30,248	174,19	12:19:36
11 01:50,562	00:26,271	00:28,769	00:25,340	00:30,182	178,51	12:21:27
12 01:50,391	00:26,150	00:28,641	00:25,338	00:30,262	173,73	12:23:17
13 01:51,073	00:26,532	00:28,753	00:25,380	00:30,408	173,73	12:25:08
14 01:49,590	00:25,815	00:28,395	00:25,185	00:30,195	175,14	12:26:58

98	SIEBDRATH, Mika	Cuna De Campeones				
	GER	P.Vmax: 23 T. Ideal: 01:49,057				
Lap Time	Sector 1	Sector 2	Sector 3	Sector 4	V.Max	Hour





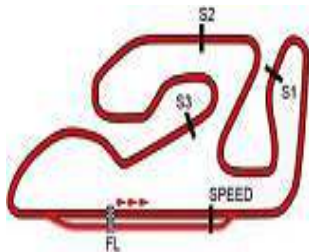
Circuit Ricardo Tormo

Cto. de ESPAÑA de SUPERBIKE

Análisis por vuelta Carrera 2 PreMoto3/Promo3

Lap: 1			Lap: 2			Lap: 3			Lap: 4			Lap: 5			Lap: 6			Lap: 7			Lap: 8			Lap: 9											
Num	Tiempo	GAP	Num	Tiempo	GAP	Num	Tiempo	GAP	Num	Tiempo	GAP	Num	Tiempo	GAP	Num	Tiempo	GAP	Num	Tiempo	GAP	Num	Tiempo	GAP	Num	Tiempo	GAP									
10	FIRST LAP		10	01:44,609		10	01:44,261		10	01:44,261		10	01:44,662		10	01:44,383		10	01:44,524		10	01:44,451		10	01:44,451		10	01:44,451		10	01:44,451				
8	FIRST LAP	0,161	8	01:44,555	0,107	8	01:44,221	0,093	8	01:44,221	0,093	8	01:44,707	0,138	8	01:44,243	0,209	8	01:44,518	0,339	8	01:44,587	0,345	8	01:44,587	0,345	8	01:44,587	0,345	8	01:44,587	0,345	8	01:44,587	0,345
16	FIRST LAP	0,292	16	01:44,927	0,610	16	01:45,045	1,892	16	01:45,045	1,892	16	01:45,038	2,268	16	01:45,393	4,295	16	01:46,245	7,602	16	01:46,023	5,867	16	01:46,023	5,867	16	01:46,023	5,867	16	01:46,023	5,867	16	01:46,023	5,867
85	FIRST LAP	0,385	85	01:44,542	0,318	85	01:45,480	5,908	85	01:45,480	5,908	85	01:45,480	5,908	85	01:45,655	4,440	85	01:46,314	7,657	85	01:45,892	5,881	85	01:45,892	5,881	85	01:45,892	5,881	85	01:45,892	5,881			
34	FIRST LAP	0,914	34	01:45,354	1,659	34	01:45,542	3,617	34	01:45,542	3,617	34	01:45,542	3,617	34	01:45,405	6,719	34	01:44,824	8,069	34	01:45,367	7,635	34	01:45,367	7,635	34	01:45,367	7,635	34	01:45,367	7,635			
14	FIRST LAP	0,973	14	01:44,883	1,247	14	01:44,960	2,276	14	01:44,960	2,276	14	01:44,960	2,276	14	01:45,655	4,440	14	01:46,245	7,602	14	01:45,892	5,881	14	01:45,892	5,881	14	01:45,892	5,881	14	01:45,892	5,881			
18	FIRST LAP	1,777	18	01:45,611	2,779	18	01:45,636	5,001	18	01:45,636	5,001	18	01:45,636	5,001	18	01:45,393	4,295	18	01:46,314	7,657	18	01:45,892	5,881	18	01:45,892	5,881	18	01:45,892	5,881						
73	FIRST LAP	2,063	73	01:45,702	3,156	73	01:45,549	5,150	73	01:45,549	5,150	73	01:45,549	5,150	73	01:45,655	4,440	73	01:44,824	8,069	73	01:45,367	7,635	73	01:45,367	7,635	73	01:45,367	7,635						
41	FIRST LAP	2,398	41	01:45,814	3,603	41	01:45,480	5,908	41	01:45,480	5,908	41	01:45,480	5,908	41	01:45,655	4,440	41	01:46,314	7,657	41	01:45,892	5,881	41	01:45,892	5,881	41	01:45,892	5,881						
69	FIRST LAP	2,781	69	01:45,935	4,107	69	01:46,076	7,331	69	01:46,076	7,331	69	01:46,076	7,331	69	01:45,655	4,440	69	01:44,824	8,069	69	01:45,367	7,635	69	01:45,367	7,635	69	01:45,367	7,635						
57	FIRST LAP	3,050	57	01:46,201	4,703	57	01:45,536	7,646	57	01:45,536	7,646	57	01:45,536	7,646	57	01:45,655	4,440	57	01:46,314	7,657	57	01:45,892	5,881	57	01:45,892	5,881	57	01:45,892	5,881						
58	FIRST LAP	3,111	58	01:46,418	4,859	58	01:45,442	6,876	58	01:45,442	6,876	58	01:45,442	6,876	58	01:45,655	4,440	58	01:46,314	7,657	58	01:45,892	5,881	58	01:45,892	5,881	58	01:45,892	5,881						
22	FIRST LAP	3,350	22	01:46,443	5,184	22	01:47,263	9,967	22	01:47,263	9,967	22	01:47,263	9,967	22	01:45,655	4,440	22	01:46,314	7,657	22	01:45,892	5,881	22	01:45,892	5,881	22	01:45,892	5,881						
54	FIRST LAP	4,104	54	01:48,738	8,233	54	01:47,950	16,948	54	01:47,950	16,948	54	01:47,950	16,948	54	01:45,655	4,440	54	01:46,314	7,657	54	01:45,892	5,881	54	01:45,892	5,881	54	01:45,892	5,881						
20	FIRST LAP	4,248	20	01:48,990	9,739	20	01:46,607	10,180	20	01:46,607	10,180	20	01:46,607	10,180	20	01:45,655	4,440	20	01:46,314	7,657	20	01:45,892	5,881	20	01:45,892	5,881	20	01:45,892	5,881						
44	FIRST LAP	5,358	44	01:48,794	9,872	44	01:49,426	19,266	44	01:49,426	19,266	44	01:49,426	19,266	44	01:45,655	4,440	44	01:46,314	7,657	44	01:45,892	5,881	44	01:45,892	5,881	44	01:45,892	5,881						
35	FIRST LAP	5,545	35	01:48,599	9,945	35	01:49,140	18,973	35	01:49,140	18,973	35	01:49,140	18,973	35	01:45,655	4,440	35	01:46,314	7,657	35	01:45,892	5,881	35	01:45,892	5,881	35	01:45,892	5,881						
11	FIRST LAP	5,687	11	01:49,010	9,946	11	01:47,594	16,903	11	01:47,594	16,903	11	01:47,594	16,903	11	01:45,655	4,440	11	01:46,314	7,657	11	01:45,892	5,881	11	01:45,892	5,881	11	01:45,892	5,881						
7	FIRST LAP	5,780	7	01:49,064	10,235	7	01:49,120	19,171	7	01:49,120	19,171	7	01:49,120	19,171	7	01:45,655	4,440	7	01:46,314	7,657	7	01:45,892	5,881	7	01:45,892	5,881	7	01:45,892	5,881						
49	FIRST LAP	5,955	49	01:49,576	12,746	49	01:48,117	17,646	49	01:48,117	17,646	49	01:48,117	17,646	49	01:45,655	4,440	49	01:46,314	7,657	49	01:45,892	5,881	49	01:45,892	5,881	49	01:45,892	5,881						
61	FIRST LAP	6,993	61	01:50,362	12,746	61	01:49,941	24,341	61	01:49,941	24,341	61	01:49,941	24,341	61	01:45,655	4,440	61	01:46,314	7,657	61	01:45,892	5,881	61	01:45,892	5,881	61	01:45,892	5,881						
95	FIRST LAP	7,136	95	01:50,263	12,790	95	01:50,180	24,540	95	01:50,180	24,540	95	01:50,180	24,540	95	01:45,655	4,440	95	01:46,314	7,657	95	01:45,892	5,881	95	01:45,892	5,881	95	01:45,892	5,881						
98	FIRST LAP	7,288	98	01:50,498	13,177	98	01:50,148	24,745	98	01:50,148	24,745	98	01:50,148	24,745	98	01:45,655	4,440	98	01:46,314	7,657	98	01:45,892	5,881	98	01:45,892	5,881	98	01:45,892	5,881						
9	FIRST LAP	10,055	9	01:50,108	33,242	9	01:52,876	36,146	9	01:52,876	36,146	9	01:52,876	36,146	9	01:45,655	4,440	9	01:46,314	7,657	9	01:45,892	5,881	9	01:45,892	5,881	9	01:45,892	5,881						
3	FIRST LAP	27,743	3	01:53,607	19,053	3	01:48,429	41,992	3	01:48,429	41,992	3	01:48,429	41,992	3	01:45,655	4,440	3	01:46,314	7,657	3	01:45,892	5,881	3	01:45,892	5,881	3	01:45,892	5,881						
37	FIRST LAP	37,727																																	
24	FIRST LAP	40,574																																	






Circuit Ricardo Tormo

Cto. de ESPAÑA de SUPERBIKE

Velocidades máximas Carrera 2 PreMoto3/Promo3

Nombre	Equipo/Club	Vehículo	Mejores 5 velocidades máximas					Media	Max.	
14	GUTIERREZ, Eduardo	QRG Motor Racing	BEON	197,0	193,4	192,3	192,3	191,7	193,3	197,0
73	RIBEIRO, GONZALO	Lousastradas Racing	BEON	195,8	193,4	192,9	192,3	191,7	193,2	195,8
69	BUJOSA, Fernando	M.Oliveira Fun Club	BEON	194,6	192,3	190,6	190,6	188,4	191,3	194,6
57	ROMERO, Rubén	Ilusion Team	BEON	194,6	194,0	191,7	191,2	191,2	192,5	194,6
34	GRAS, Eitan	Austin Racing VHC Li	BEON	194,6	194,6	192,3	191,7	191,2	192,9	194,6
16	FUERTES, Alvaro	Fuertes Team	BEON	194,6	193,4	193,4	191,7	191,2	192,9	194,6
41	CERPA, Yvonne	IGAXTeam	BEON	194,0	192,9	191,2	189,5	188,4	191,2	194,0
18	OLIVARES, Pablo	GM Fuel-VRC Team	MIR RACING	193,4	193,4	193,4	192,9	192,3	193,1	193,4
85	ZURUTUZA, Xabi	Cuna De Campeones	MIR RACING	192,9	152,5				172,7	192,9
20	RAINGARD, Yannis		BEON	192,9	192,3	192,3	191,7	190,6	191,9	192,9
58	ARMARIO, José L.	GM Fuel-VRC Team	MIR RACING	192,3	191,7	190,6	190,6	190,0	191,0	192,3
8	GARCIA, Marco	IGAXTeam	BEON	190,6	189,5	188,9	188,9	188,4	189,3	190,6
22	AUSTIN, Ben R.	Austin Racing VHC Li	BEON	190,6	188,9	187,8	184,6	184,6	187,3	190,6
3	VENTURINI, Pier .F	Academy GP	RACETECH	187,3	186,7	186,2	185,7	185,7	186,3	187,3
10	CRUCES, Adrián	Cuna De Campeones	MIR RACING	185,1	185,1	185,1	184,6	184,1	184,8	185,1
95	KOVACS, Zoltan	MRE Talent	CORSE	183,1	182,0	178,5	177,0	177,0	179,5	183,1
11	GONZALEZ, David	Cuna De Campeones	MIR RACING	183,1	180,5	172,8	172,3	171,9	176,1	183,1
7	VIDAL, Xavi	Cuna De Campeones	MIR RACING	182,5	181,5	180,5	176,6	175,1	179,3	182,5
44	PEREZ, Mark	Cuna De Campeones	MIR RACING	182,0	179,0	177,5	177,0	176,1	178,3	182,0
61	PONS, Joel	Cuna De Campeones	MIR RACING	179,5	178,5	178,0	177,5	177,5	178,2	179,5
49	MARTINEZ, Xavier	Cuna De Campeones	MIR RACING	179,5	179,0	177,0	176,1	176,1	177,5	179,5
35	COVARRUBIAS, A.	PM Motorsport	MIR RACING	178,0	177,0	173,3	166,6	144,6	167,9	178,0
98	SIEBDRATH, Mika	Cuna De Campeones	MIR RACING	176,1	175,6	175,1	174,7	173,7	175,0	176,1
54	RIOS, Jesús	MRE Talent	CORSE	176,1	175,1	174,7	174,7	172,8	174,7	176,1
9	KASSIGIAN, Elliot	Cuna De Campeones	MIR RACING	173,3	173,3	173,3	172,3	172,3	172,9	173,3
24	CHOTE, Jayant	Cuna De Campeones	MIR RACING							
37	AMER, Montague J.									



Circuit Ricardo Tormo

23-24 OCTUBRE 2021

Circuit Ricardo Tormo

Carrera 2 PreMoto3/Promo3

LISTADO DEL CUADRANTE

	V1	V2	V3	V4	V5	V6	V7	V8	V9	V10	V11	V12	V13	V14
10 - CRUCES, Adrián	10	10	10	10	10	10	10	10	10	10	10	10	10	10
8 - GARCIA, Marco	8	8	8	8	8	8	8	8	8	8	8	8	8	8
14 - GUTIERREZ, Eduardo	16	85	16	16	16	14	16	16	14	16	14	14	73	34
34 - GRAS, Eitan	85	16	14	14	14	16	14	14	16	34	34	34	16	14
16 - FUERTES, Alvaro	34	14	34	34	34	34	34	34	73	14	73	73	34	16
73 - RIBEIRO, GONZALO	14	34	18	18	73	73	73	73	34	73	16	16	14	73
57 - ROMERO, Rubén	18	18	73	73	18	18	18	18	18	57	57	57	57	57
58 - ARMARIO, José L.	73	73	41	41	41	41	58	58	57	18	18	18	18	58
18 - OLIVARES, Pablo	41	41	69	58	58	58	41	57	58	58	58	58	58	18
41 - CERPA, Yvonne	69	69	58	69	69	57	57	41	41	41	41	41	41	41
20 - RAINGARD, Yannis	57	58	57	57	57	69	69	69	20	20	20	20	20	20
22 - AUSTIN, Ben R.	58	57	22	22	20	20	20	22	22	22	22	22	22	22
11 - GONZALEZ, David	22	22	20	20	22	22	22	11	11	11	11	11	11	11
54 - RIOS, Jesús	54	20	54	11	11	11	11	54	49	49	49	49	49	49
49 - MARTINEZ, Xavier	20	54	11	54	54	54	49	49	49	54	54	54	54	54
7 - VIDAL, Xavi	44	44	49	49	49	49	54	44	7	44	44	44	44	7
44 - PEREZ, Mark	35	11	35	35	7	7	7	54	44	7	7	7	7	44
61 - PONS, Joel	11	49	44	7	44	44	44	7	61	61	98	61	98	61
98 - SJEBDRATH, Mika	7	35	7	44	35	61	98	98	98	61	95	61	98	98
95 - KOVACS, Zoltan	49	7	61	95	61	98	61	61	95	95	98	95	95	95
69 - BUJOSA, Fernando	61	61	95	61	98	95	95	95	69	69	69	69	69	69
9 - KASSIGIAN, Elliot	95	95	98	98	95	3	3	9	9	9	9	9	9	9
- RETIRADOS	98	98	9	9	9	9	9							
3 - VENTURINI, Pier.F	9	9	3	3	3									
35 - COVARRUBIAS, A.	3	3												
85 - ZURUTUZA, Xabi	37													
37 - AMER, Montague J.	24													
- NO PRESENTADO														
24 - CHOTE, Jayant														
- # 34 -49 PENALIZADO CON														

Presidente del Jurado

Director de Carrera

Cronometrador

