

23 y 24 octubre
CIRCUIT RICARDO TORMO

Cto. de ESPAÑA de SUPERBIKE

23-24 OCTUBRE 2021

Circuit Ricardo Tormo

Length: 4005 metros

Results

Ent. Libre 1

PreMoto3/Promo3

Pos.	N.	Rider	Team	Motorcycle	Nat.	Best Lap	iL	Laps	Gap	Interval	Speed	Tyr.	Cat.
1	28	MARTINEZ, MAXIMO		BEON		01:44,648	10	12			137,78	DUNLOPE	
2	8	GARCIA, Marco	IGAXTeam	BEON	SPA	01:45,857	6	7	00:01,209	00:01,209	136,2	DUN	PRE
3	16	FUERTES, Alvaro	Fuertes Team	BEON	SPA	01:46,328	10	11	00:01,680	00:00,471	135,6	DUN	PRE
4	10	CRUCES, Adrián	Cuna De Campeones	MIR RACING	SPA	01:46,634	3	9	00:01,986	00:00,306	135,21	DUN	PRE
5	3	VENTURINI, Pier .F	Academy GP		ITA	01:46,763	6	6	00:02,115	00:00,129	135,05	DUN	PRE
6	34	GRAS, Eitan	Austin Racing VHC Li	BEON	URU	01:47,161	5	12	00:02,513	00:00,398	134,55	DUN	PRE
7	14	GUTIERREZ, Eduardo	QRG Motor Racing	BEON	SPA	01:48,199	6	11	00:03,551	00:01,038	133,25	DUN	PRE
8	69	BUJOSA, Fernando	M.Oliveira Fun Club	BEON	SPA	01:48,279	7	10	00:03,631	00:00,080	133,16	DUN	PRE
9	58	ARMARIO, José L.	GM Fuel-VRC Team	MIR RACING	SPA	01:48,694	7	10	00:04,046	00:00,415	132,65	DUN	PRE
10	20	RAINGARD, Yannis		BEON	FRA	01:48,904	5	9	00:04,256	00:00,210	132,39	DUN	PRE
11	22	AUSTIN, Ben R.	Austin Racing VHC Li	BEON	GBR	01:49,206	10	12	00:04,558	00:00,302	132,03	DUN	PRE
12	54	RIOS, Jesús	MRE Talent	CORSE	SPA	01:49,773	7	10	00:05,125	00:00,567	131,34	DUN	PRO
13	11	GONZALEZ, David	Cuna De Campeones	MIR RACING	SPA	01:49,804	5	10	00:05,156	00:00,031	131,31	DUN	PRO
14	37	AMER, Montague J.			GBR	01:50,243	6	10	00:05,595	00:00,439	130,78	DUN	PRO
15	24	CHOTE, Jayant	Cuna De Campeones	MIR RACING	NED	01:50,322	7	10	00:05,674	00:00,079	130,69	DUN	PRO
16	18	OLIVARES, Pablo	GM Fuel-VRC Team	MIR RACING	SPA	01:50,465	6	9	00:05,817	00:00,143	130,52	DUN	PRE
17	7	VIDAL, Xavi	Cuna De Campeones	MIR RACING	SPA	01:50,501	7	11	00:05,853	00:00,036	130,48	DUN	PRO
18	44	PEREZ, Mark	Cuna De Campeones	MIR RACING	SPA	01:50,779	7	11	00:06,131	00:00,278	130,15	DUN	PRO
19	95	KOVACS, Zoltan	MRE Talent	CORSE	HUN	01:51,029	9	10	00:06,381	00:00,250	129,86	DUN	PRO
20	98	SIEBDRATH, Mika	Cuna De Campeones	MIR RACING	GER	01:51,518	4	10	00:06,870	00:00,489	129,29	DUN	PRO
21	57	ROMERO, Rubén	Ilusion Team	BEON	SPA	01:51,928	3	6	00:07,280	00:00,410	128,81	DUN	PRE
22	9	KASSIGIAN, Elliot	Cuna De Campeones	MIR RACING	FRA	01:56,100	9	11	00:11,452	00:04,172	124,19	DUN	PRO
23	49	MARTINEZ, Xavier	Cuna De Campeones	MIR RACING	SPA	03:40,294	2	2	01:55,646	01:44,194	65,45	DUN	PRO
24	61	PONS, Joel	Cuna De Campeones	MIR RACING		START		1				DUN	PRO
25	35	COVARRUBIAS, A.	PM Motorsport	MIR RACING	SPA	START		1				DUN	PRO

Circuit Ricardo Tormo

Final Official

Provisional Official

Length: 4005 m. Hour: 11:14

JURY:

C.of the Course:

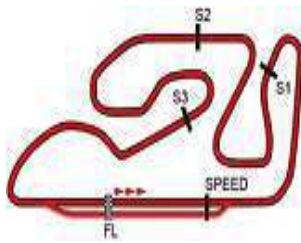
C.Timekeeper:

Hour:

Hour: 22/10/2021

Hour: 12:03:40





Circuit Ricardo Tormo

Cto. de ESPAÑA de SUPERBIKE

ANALYSIS / SECTORS Ent. Libre 1 PreMoto3/Promo3

3		VENTURINI, Pier .F ITA		Academy GP			
				P.Vmax: 9		T. Ideal: 01:46,763	
Lap	Time	Sector 1	Sector 2	Sector 3	Sector 4	V.Max	Hour
1	START	03:02,220	00:29,496	00:25,434	00:31,306		11:19:20
2	01:49,859	00:27,116	00:28,331	00:24,471	00:29,941	185,67	11:21:10
3	01:48,793	00:25,598	00:28,384	00:24,830	00:29,981	190,03	11:22:59
4	01:48,433	00:25,278	00:28,288	00:25,147	00:29,720	188,37	11:24:47
5	01:55,649	00:25,460	00:28,573	00:28,532	00:33,084	188,92	11:26:43
6	01:46,763	00:25,094	00:27,964	00:24,333	00:29,372	189,47	11:28:30

7		VIDAL, Xavi SPA		Cuna De Campeones			
				P.Vmax: 18		T. Ideal: 01:50,036	
Lap	Time	Sector 1	Sector 2	Sector 3	Sector 4	V.Max	Hour
1	START	01:01,189	00:31,130	00:27,318	00:32,654		11:17:24
2	01:52,685	00:26,721	00:29,188	00:25,710	00:31,066	175,14	11:19:17
3	01:52,732	00:27,001	00:29,210	00:25,522	00:30,999	170,98	11:21:09
4	01:51,350	00:26,386	00:29,116	00:25,253	00:30,595	174,19	11:23:01
5	01:50,758	00:26,116	00:28,834	00:25,312	00:30,496	174,66	11:24:51
6	01:52,316	00:25,957	00:28,699	00:25,390	00:32,270	172,34	11:26:44
7	01:50,501	00:26,030	00:28,637	00:25,252	00:30,582	172,34	11:28:34
8	01:51,404	00:26,760	00:29,202	00:25,170	00:30,272	170,98	11:30:26
9	01:52,517	00:26,732	00:29,430	00:26,003	00:30,352	172,80	11:32:18
10	PIT	00:26,018	00:28,973	00:26,977	00:39,585	176,57	11:34:20
11	PIT	03:23,813	00:32,115	00:28,563	00:41,459		11:39:26

8		GARCIA, Marco SPA		IGAXTeam			
				P.Vmax: 5		T. Ideal: 01:45,825	
Lap	Time	Sector 1	Sector 2	Sector 3	Sector 4	V.Max	Hour
1	START	01:41,369	00:30,474	00:26,213	00:29,967		11:18:00
2	01:47,443	00:24,923	00:28,384	00:24,604	00:29,532	192,28	11:19:47
3	01:47,144	00:24,823	00:28,301	00:24,499	00:29,521	190,59	11:21:34
4	01:46,564	00:24,766	00:28,284	00:24,394	00:29,120	189,47	11:23:21
5	01:46,235	00:24,803	00:27,929	00:24,355	00:29,148	190,03	11:25:07
6	01:45,857	00:24,745	00:27,961	00:24,183	00:28,968	188,37	11:26:53
7	PIT	00:25,136	00:29,090	00:24,720	00:34,345	188,37	11:28:46

9		KASSIGIAN, Elliot FRA		Cuna De Campeones			
				P.Vmax: 18		T. Ideal: 01:55,511	
Lap	Time	Sector 1	Sector 2	Sector 3	Sector 4	V.Max	Hour
1	START	00:35,619	00:32,620	00:28,730	00:33,270		11:17:02
2	02:00,211	00:28,010	00:31,458	00:28,087	00:32,656	170,53	11:19:02
3	01:58,665	00:28,230	00:30,472	00:27,492	00:32,471	172,34	11:21:01
4	02:02,303	00:28,378	00:30,751	00:27,557	00:35,617	176,57	11:23:03
5	01:58,316	00:28,822	00:30,513	00:26,728	00:32,253	172,80	11:25:01
6	01:57,098	00:27,989	00:30,147	00:27,355	00:31,607	175,14	11:26:58
7	02:06,299	00:27,029	00:34,311	00:31,801	00:33,158	173,73	11:29:05
8	01:56,623	00:27,260	00:30,685	00:26,916	00:31,762	173,26	11:31:01
9	01:56,100	00:27,056	00:30,478	00:26,744	00:31,822	174,19	11:32:57
10	01:58,282	00:27,470	00:30,824	00:27,338	00:32,650	173,73	11:34:56
11	PIT	00:27,709	00:30,931	00:27,422	00:42,470	172,80	11:37:04

10		CRUCES, Adrián SPA		Cuna De Campeones			
				P.Vmax: 12		T. Ideal: 01:46,288	
Lap	Time	Sector 1	Sector 2	Sector 3	Sector 4	V.Max	Hour
1	START	01:14,599	00:29,990	00:25,010	00:32,957		11:17:34
2	01:47,817	00:25,066	00:28,605	00:24,563	00:29,583	185,67	11:19:22
3	01:46,634	00:25,020	00:27,767	00:24,387	00:29,460	185,67	11:21:09
4	01:47,495	00:25,070	00:28,138	00:24,773	00:29,514	187,28	11:22:56
5	01:47,046	00:24,809	00:28,325	00:24,439	00:29,473	184,62	11:24:43

6	01:59,225	00:25,478	00:29,874	00:30,695	00:33,178	184,62	11:26:42
7	01:47,044	00:24,978	00:28,310	00:24,431	00:29,325	185,14	11:28:29
8	01:48,312	00:25,518	00:28,330	00:24,528	00:29,936	186,21	11:30:18
9	PIT	00:25,917	00:27,988	00:25,724	00:40,327	185,67	11:32:18

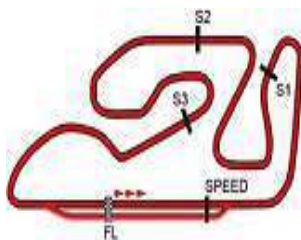
11		GONZALEZ, David SPA		Cuna De Campeones			
				P.Vmax: 14		T. Ideal: 01:49,259	
Lap	Time	Sector 1	Sector 2	Sector 3	Sector 4	V.Max	Hour
1	START	01:57,879	00:30,826	00:26,152	00:31,938		11:18:18
2	PIT	00:28,457	00:31,198	00:26,215	00:42,717	173,26	11:20:27
3	02:45,757	01:20,944	00:29,000	00:25,207	00:30,606		11:23:13
4	01:50,437	00:26,116	00:28,806	00:25,150	00:30,365	173,26	11:25:03
5	01:49,804	00:25,735	00:28,646	00:24,989	00:30,434	174,66	11:26:53
6	01:49,809	00:25,552	00:29,009	00:24,877	00:30,371	172,80	11:28:43
7	01:49,925	00:25,692	00:28,752	00:24,902	00:30,579	172,34	11:30:33
8	01:51,661	00:27,072	00:28,708	00:25,392	00:30,489	174,19	11:32:24
9	PIT	00:25,476	00:28,541	00:25,054	00:41,121	182,02	11:34:25
10	PIT	03:17,708	00:31,244	00:27,747	00:42,603		11:39:24

14		GUTIERREZ, Eduardo SPA		QRG Motor Racing			
				P.Vmax: 2		T. Ideal: 01:47,594	
Lap	Time	Sector 1	Sector 2	Sector 3	Sector 4	V.Max	Hour
1	START	01:14,999	00:29,910	00:25,090	00:32,904		11:17:34
2	01:49,091	00:25,375	00:28,778	00:25,156	00:29,782	188,92	11:19:24
3	01:48,284	00:25,035	00:28,577	00:24,975	00:29,697	190,59	11:21:12
4	01:48,419	00:24,934	00:28,556	00:25,069	00:29,860	191,15	11:23:00
5	01:49,313	00:25,071	00:28,576	00:25,277	00:30,389	190,03	11:24:50
6	01:48,199	00:25,273	00:28,349	00:24,933	00:29,644	178,51	11:26:38
7	01:49,329	00:24,994	00:28,757	00:25,576	00:30,002	192,28	11:28:27
8	01:49,496	00:25,379	00:28,991	00:25,748	00:29,378	189,47	11:30:17
9	PIT	00:25,910	00:28,753	00:25,728	00:42,485	193,43	11:32:19
10	06:00,377	04:27,892	00:33,821	00:26,777	00:31,887		11:38:20
11	PIT	00:26,220	00:29,799	00:26,341	00:43,504	183,57	11:40:26

16		FUERTES, Alvaro SPA		Fuentes Team			
				P.Vmax: 7		T. Ideal: 01:46,112	
Lap	Time	Sector 1	Sector 2	Sector 3	Sector 4	V.Max	Hour
1	START	01:14,359	00:29,670	00:25,070	00:33,086		11:17:34
2	01:47,802	00:25,186	00:28,420	00:24,636	00:29,560	188,37	11:19:22
3	01:46,849	00:24,892	00:28,133	00:24,356	00:29,468	187,83	11:21:08
4	01:46,756	00:25,036	00:28,015	00:24,374	00:29,331	187,28	11:22:55
5	01:47,089	00:25,094	00:28,103	00:24,397	00:29,495	188,92	11:24:42
6	01:59,838	00:26,226	00:29,922	00:30,586	00:33,104	191,15	11:26:42
7	01:46,961	00:25,113	00:28,271	00:24,340	00:29,237	186,21	11:28:29
8	01:47,016	00:24,886	00:27,908	00:24,900	00:29,322	189,47	11:30:16
9	01:54,070	00:25,133	00:28,164	00:27,640	00:33,133	185,67	11:32:10
10	01:46,328	00:24,812	00:28,120	00:24,344	00:29,052	190,03	11:33:56
11	PIT	00:26,458	00:29,816	00:26,991	00:38,423	191,15	11:35:58

18		OLIVARES, Pablo SPA		GM Fuel-VRC Team			
				P.Vmax: 13		T. Ideal: 01:50,283	
Lap	Time	Sector 1	Sector 2	Sector 3	Sector 4	V.Max	Hour
1	START	01:31,839	00:31,740	00:30,094	00:31,855		11:17:57
2	01:51,526	00:26,588	00:29,459	00:25,271	00:30,208	182,54	11:19:49
3	01:51,571	00:26,591	00:29,252	00:25,274	00:30,454	185,67	11:21:40
4	PIT	00:25,812	00:29,087	00:25,455	00:37,080	182,02	11:23:38
5	02:14,554	00:49,866	00:29,100	00:25,394	00:30,194		11:25:52
6	01:50,465	00:25,942	00:29,031	00:25,246	00:30,246	181,51	11:27:43
7	PIT	00:25,902	00:32,060	00:31,443	00:49,074	181,51	11:30:01
8	08:25,571	06:48,270	00:35,745	00:28,579	00:32,977		11:38:27





Circuit Ricardo Tormo

Cto. de ESPAÑA de SUPERBIKE

ANALYSIS / SECTORS Ent. Libre 1 PreMoto3/Promo3

9 PIT 00:28,079 00:32,798 00:29,848 00:43,247 181,01 11:40:41

20	RAINGARD, Yannis			P.Vmax: 9			T. Ideal: 01:48,831
Lap	Time	Sector 1	Sector 2	Sector 3	Sector 4	V.Max	Hour
1	START	01:33,759	00:33,180	00:28,221	00:33,052		11:18:00
2	01:53,017	00:26,204	00:29,713	00:25,959	00:31,141	184,62	11:19:53
3	01:50,239	00:25,739	00:28,874	00:25,571	00:30,055	187,28	11:21:43
4	01:49,252	00:25,410	00:28,754	00:25,169	00:29,919	190,03	11:23:32
5	01:48,904	00:25,339	00:28,585	00:25,029	00:29,951	189,47	11:25:21
6	01:49,360	00:25,298	00:28,948	00:25,149	00:29,965	188,92	11:27:11
7	PIT	00:25,548	00:31,789	00:26,913	00:39,171	186,74	11:29:14
8	04:07,188	02:34,090	00:33,021	00:27,721	00:32,356		11:33:21
9	PIT	00:27,783	00:33,059	00:29,899	00:39,926	184,62	11:35:32

22	AUSTIN, Ben R.			P.Vmax: 8			T. Ideal: 01:48,330
Lap	Time	Sector 1	Sector 2	Sector 3	Sector 4	V.Max	Hour
1	START	00:50,948	00:31,346	00:27,515	00:31,131		11:17:12
2	01:50,749	00:25,989	00:28,936	00:25,467	00:30,357	182,02	11:19:03
3	01:49,952	00:25,711	00:28,710	00:25,364	00:30,167	183,05	11:20:53
4	01:49,900	00:25,623	00:28,629	00:25,425	00:30,223	182,54	11:22:43
5	01:58,521	00:27,810	00:33,067	00:25,289	00:32,355	180,50	11:24:42
6	01:55,546	00:26,645	00:28,757	00:29,243	00:30,901	175,61	11:26:37
7	01:49,417	00:25,376	00:28,804	00:25,345	00:29,892	185,67	11:28:27
8	01:50,396	00:26,421	00:29,266	00:25,260	00:29,449	182,02	11:30:17
9	01:50,033	00:25,379	00:28,576	00:25,464	00:30,614	190,59	11:32:07
10	01:49,206	00:25,851	00:28,662	00:24,929	00:29,764	182,02	11:33:56
11	01:56,405	00:27,015	00:30,113	00:26,562	00:32,715	183,05	11:35:53
12	PIT	00:26,988	00:29,598	00:26,005	00:39,872	180,50	11:37:55

24	CHOTE, Jayant			P.Vmax: 21			T. Ideal: 01:50,234
Lap	Time	Sector 1	Sector 2	Sector 3	Sector 4	V.Max	Hour
1	START	00:54,479	00:30,380	00:27,420	00:32,036		11:17:16
2	01:52,313	00:26,313	00:29,138	00:25,779	00:31,083	175,14	11:19:08
3	01:51,666	00:26,145	00:28,712	00:25,241	00:31,568	172,34	11:21:00
4	01:51,636	00:26,182	00:29,069	00:25,287	00:31,098	173,26	11:22:51
5	02:00,784	00:27,798	00:31,325	00:27,497	00:34,164	171,43	11:24:52
6	01:51,774	00:26,054	00:28,792	00:25,116	00:31,812	173,73	11:26:44
7	01:50,322	00:26,139	00:28,619	00:25,088	00:30,476	175,61	11:28:34
8	01:51,142	00:26,229	00:28,797	00:25,139	00:30,977	166,58	11:30:26
9	01:51,766	00:26,526	00:29,349	00:25,126	00:30,765	172,34	11:32:17
10	PIT	00:26,051	00:28,807	00:26,441	00:39,875	174,19	11:34:18

28	MARTINEZ, MAXIMO			P.Vmax: 1			T. Ideal: 01:44,145
Lap	Time	Sector 1	Sector 2	Sector 3	Sector 4	V.Max	Hour
1	START	01:41,289	00:30,159	00:26,209	00:29,692		11:17:59
2	01:45,756	00:24,668	00:28,003	00:24,257	00:28,828	191,72	11:19:45
3	01:44,982	00:24,400	00:27,760	00:24,139	00:28,683	192,28	11:21:30
4	01:45,360	00:24,888	00:27,660	00:24,266	00:28,546	192,86	11:23:15
5	01:44,846	00:24,459	00:27,629	00:24,144	00:28,614	194,59	11:25:00
6	01:44,792	00:24,450	00:27,467	00:24,074	00:28,801	192,86	11:26:45
7	01:46,816	00:24,536	00:27,441	00:23,871	00:30,968	192,86	11:28:31
8	01:45,456	00:24,362	00:27,752	00:24,265	00:29,077	192,28	11:30:17
9	01:52,572	00:24,664	00:28,059	00:28,592	00:31,257	196,96	11:32:09
10	01:44,648	00:24,413	00:27,506	00:24,047	00:28,682	188,92	11:33:54
11	01:44,694	00:24,287	00:27,591	00:24,104	00:28,712	192,86	11:35:39
12	PIT	00:28,043	00:29,387	00:25,278	00:38,043	191,15	11:37:40

34	GRAS, Eitan			P.Vmax: 2			T. Ideal: 01:46,836
Lap	Time	Sector 1	Sector 2	Sector 3	Sector 4	V.Max	Hour
1	START	00:51,748	00:33,511	00:31,100	00:31,596		11:17:20
2	01:52,819	00:27,153	00:29,608	00:25,628	00:30,430	182,02	11:19:12
3	01:52,650	00:24,931	00:28,826	00:28,271	00:30,622	192,28	11:21:05
4	01:50,447	00:25,865	00:29,313	00:25,674	00:29,595	188,37	11:22:55
5	01:47,161	00:25,016	00:28,498	00:24,392	00:29,255	193,43	11:24:43
6	01:53,888	00:25,412	00:28,846	00:28,699	00:30,931	192,86	11:26:36
7	01:49,942	00:25,677	00:28,750	00:25,338	00:30,177	180,00	11:28:26
8	01:49,756	00:25,944	00:29,019	00:25,496	00:29,297	185,14	11:30:16
9	01:48,440	00:25,219	00:28,395	00:25,053	00:29,773	183,05	11:32:05
10	01:48,197	00:25,088	00:28,373	00:24,863	00:29,873	186,74	11:33:53
11	01:47,173	00:25,200	00:28,269	00:24,381	00:29,323	186,74	11:35:40
12	PIT	00:25,027	00:28,409	00:25,362	00:37,326	188,92	11:37:36

35	COVARRUBIAS, A.			P.Vmax: 23			T. Ideal: 33:47,595
Lap	Time	Sector 1	Sector 2	Sector 3	Sector 4	V.Max	Hour
1	PIT	31:59,856	00:34,779	00:30,934	00:42,026		11:48:39

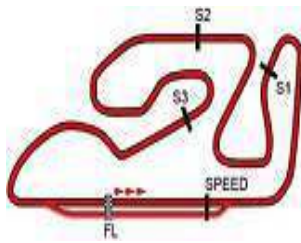
37	AMER, Montague J.			P.Vmax: 15			T. Ideal: 01:50,242
Lap	Time	Sector 1	Sector 2	Sector 3	Sector 4	V.Max	Hour
1	START	00:50,547	00:31,432	00:28,140	00:31,606		11:17:13
2	01:52,631	00:26,122	00:29,451	00:25,784	00:31,274	177,53	11:19:06
3	01:51,957	00:26,091	00:29,281	00:25,516	00:31,069	174,66	11:20:58
4	02:07,361	00:26,168	00:29,327	00:41,121	00:30,745	175,14	11:23:05
5	01:50,919	00:26,049	00:29,021	00:25,349	00:30,500	177,53	11:24:56
6	01:50,243	00:25,782	00:28,771	00:25,216	00:30,474	179,01	11:26:46
7	01:50,586	00:25,827	00:28,984	00:25,215	00:30,560	180,00	11:28:37
8	01:56,229	00:26,012	00:29,136	00:30,379	00:30,702	176,57	11:30:33
9	01:50,947	00:25,913	00:29,105	00:25,418	00:30,511	178,51	11:32:24
10	PIT	00:27,307	00:32,056	00:32,646	00:39,515	177,05	11:34:36

44	PEREZ, Mark			P.Vmax: 17			T. Ideal: 01:50,733
Lap	Time	Sector 1	Sector 2	Sector 3	Sector 4	V.Max	Hour
1	START	00:52,469	00:31,990	00:27,180	00:31,710		11:17:15
2	01:53,953	00:26,622	00:29,867	00:26,303	00:31,161	172,34	11:19:09
3	01:52,253	00:26,210	00:29,073	00:25,788	00:31,182	173,73	11:21:01
4	01:52,428	00:26,305	00:29,148	00:25,873	00:31,102	174,66	11:22:54
5	01:52,654	00:26,403	00:29,657	00:25,698	00:30,896	172,34	11:24:46
6	01:51,836	00:26,078	00:29,243	00:25,839	00:30,676	171,43	11:26:38
7	01:50,779	00:26,020	00:28,743	00:25,425	00:30,591	177,05	11:28:29
8	01:51,456	00:26,383	00:29,000	00:25,379	00:30,694	173,26	11:30:20
9	01:52,032	00:26,306	00:29,207	00:25,705	00:30,814	172,80	11:32:12
10	01:51,507	00:26,078	00:28,927	00:25,739	00:30,763	174,19	11:34:04
11	PIT	00:26,550	00:29,634	00:26,310	00:39,604	171,43	11:36:06

49	MARTINEZ, Xavier			P.Vmax: 23			T. Ideal: 02:50,169
Lap	Time	Sector 1	Sector 2	Sector 3	Sector 4	V.Max	Hour
1	PIT	01:21,899	00:41,840	00:37,288	00:54,591		11:18:27
2	03:40,294	02:12,024	00:30,388	00:26,510	00:31,372		11:22:07

54	RIOS, Jesús			P.Vmax: 22			T. Ideal: 01:49,659
Lap	Time	Sector 1	Sector 2	Sector 3	Sector 4	V.Max	Hour
1	START	01:09,199	00:31,850	00:26,610	00:32,068		11:17:31





Circuit Ricardo Tormo

23-24 OCTUBRE 2021

Circuit Ricardo Tormo

Cto. de ESPAÑA de SUPERBIKE

ANALYSIS / SECTORS Ent. Libre 1 PreMoto3/Promo3

2	01:52,744	00:27,051	00:29,731	00:25,327	00:30,635	170,98	11:19:24	5	01:51,731	00:26,201	00:29,071	00:25,635	00:30,824	176,09	11:25:05
3	01:50,228	00:25,890	00:28,660	00:25,061	00:30,617	174,66	11:21:14	6	01:51,351	00:26,258	00:28,901	00:25,400	00:30,792	174,19	11:26:57
4	01:50,159	00:25,909	00:28,597	00:25,052	00:30,601	172,34	11:23:04	7	01:51,663	00:26,173	00:29,006	00:25,620	00:30,864	173,26	11:28:48
5	01:50,707	00:26,074	00:28,784	00:25,190	00:30,659	172,34	11:24:55	8	01:51,126	00:26,111	00:28,900	00:25,401	00:30,714	172,34	11:30:39
6	01:50,389	00:26,096	00:28,927	00:24,993	00:30,373	170,53	11:26:46	9	01:51,029	00:25,957	00:28,942	00:25,280	00:30,850	174,19	11:32:30
7	01:49,773	00:25,901	00:28,491	00:24,925	00:30,456	175,14	11:28:35	10	PIT	00:26,389	00:29,661	00:26,817	00:41,487	174,19	11:34:35
8	01:50,017	00:25,898	00:28,728	00:24,905	00:30,486	172,80	11:30:25								
9	01:50,681	00:26,251	00:28,849	00:25,093	00:30,488	170,08	11:32:16								
10	PIT	00:28,952	00:28,538	00:26,860	00:42,574	171,43	11:34:23								

98	SIEBDRATH, Mika		Cuna De Campeones				
	GER		P.Vmax: 16	T. Ideal: 01:51,247			
Lap	Time	Sector 1	Sector 2	Sector 3	Sector 4	V.Max	Hour
1	START	00:56,229	00:31,190	00:26,940	00:31,167		11:17:17
2	01:52,937	00:26,599	00:29,514	00:25,724	00:31,100	175,14	11:19:10
3	01:52,254	00:26,353	00:29,328	00:25,527	00:31,046	175,61	11:21:02
4	01:51,518	00:26,345	00:29,120	00:25,362	00:30,691	174,66	11:22:54
5	01:52,758	00:26,873	00:29,743	00:25,367	00:30,775	179,01	11:24:47
6	01:58,909	00:32,596	00:29,515	00:25,412	00:31,386	176,57	11:26:45
7	01:52,079	00:26,606	00:29,092	00:25,664	00:30,717	176,09	11:28:38
8	01:51,814	00:26,295	00:29,134	00:25,524	00:30,861	176,09	11:30:29
9	01:52,040	00:26,805	00:29,208	00:25,309	00:30,718	174,66	11:32:21
10	PIT	00:26,326	00:28,952	00:25,498	00:39,802	175,61	11:34:22

57	ROMERO, Rubén	Ilusion Team					
	SPA	P.Vmax: 11	T. Ideal: 01:50,543				
Lap	Time	Sector 1	Sector 2	Sector 3	Sector 4	V.Max	Hour

1	START	08:01,298	00:31,566	00:27,090	00:31,356		11:24:23
2	01:52,069	00:26,057	00:29,554	00:26,000	00:30,458	183,05	11:26:15
3	01:51,928	00:25,916	00:29,387	00:25,824	00:30,801	183,57	11:28:07
4	PIT	00:25,605	00:29,266	00:26,025	00:34,726	182,54	11:30:02
5	02:15,763	00:49,229	00:29,781	00:26,410	00:30,343		11:32:18
6	PIT	00:25,374	00:29,002	00:26,287	00:36,363	188,92	11:34:15

58	ARMARIO, José L.	GM Fuel-VRC Team					
	SPA	P.Vmax: 4	T. Ideal: 01:48,091				
Lap	Time	Sector 1	Sector 2	Sector 3	Sector 4	V.Max	Hour

1	START	01:36,009	00:33,170	00:29,312	00:30,866		11:18:01
2	01:52,239	00:26,400	00:29,329	00:25,943	00:30,567	185,67	11:19:53
3	01:50,016	00:25,698	00:28,761	00:25,480	00:30,077	191,72	11:21:43
4	01:49,188	00:25,347	00:28,768	00:25,325	00:29,748	192,86	11:23:32
5	01:50,497	00:25,478	00:28,481	00:25,118	00:31,420	192,28	11:25:23
6	01:49,103	00:25,707	00:28,564	00:24,857	00:29,975	187,83	11:27:12
7	01:48,694	00:25,142	00:28,775	00:24,720	00:30,057	187,83	11:29:01
8	PIT	00:25,302	00:28,926	00:25,275	00:40,626	183,05	11:31:01
9	06:31,223	04:55,330	00:31,944	00:31,238	00:32,711		11:37:32
10	PIT	00:27,162	00:30,950	00:27,138	00:51,821	180,50	11:39:49

61	PONS, Joel	Cuna De Campeones					
		P.Vmax: 23	T. Ideal: 02:31,954				
Lap	Time	Sector 1	Sector 2	Sector 3	Sector 4	V.Max	Hour

1	START	00:59,509	00:32,089	00:28,361	00:31,995		11:17:24
---	-------	------------------	------------------	------------------	------------------	--	----------

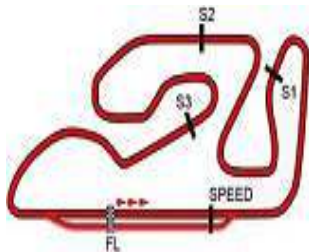
69	BUJOSA, Fernando	M.Oliveira Fun Club					
	SPA	P.Vmax: 6	T. Ideal: 01:48,247				
Lap	Time	Sector 1	Sector 2	Sector 3	Sector 4	V.Max	Hour

1	START	01:05,759	00:30,090	00:25,230	00:30,320		11:17:23
2	01:49,014	00:25,166	00:29,058	00:24,876	00:29,914	188,37	11:19:12
3	01:48,467	00:25,051	00:28,842	00:24,879	00:29,695	189,47	11:21:00
4	01:48,470	00:25,005	00:28,848	00:24,875	00:29,742	191,72	11:22:49
5	01:53,020	00:25,024	00:29,213	00:25,032	00:33,751	187,83	11:24:42
6	01:54,680	00:25,138	00:28,846	00:30,004	00:30,692	188,92	11:26:37
7	01:48,279	00:24,954	00:28,872	00:24,756	00:29,697	188,92	11:28:25
8	PIT	00:33,739	00:32,430	00:27,022	00:38,509	186,74	11:30:37
9	12:32,177	11:00,256	00:32,376	00:27,183	00:32,362		11:43:09
10	PIT	00:28,078	00:34,068	00:27,896	00:40,525	186,21	11:45:19

95	KOVACS, Zoltan	MRE Talent					
	HUN	P.Vmax: 20	T. Ideal: 01:50,851				
Lap	Time	Sector 1	Sector 2	Sector 3	Sector 4	V.Max	Hour

1	START	01:09,359	00:31,850	00:26,850	00:31,887		11:17:32
2	01:54,943	00:26,990	00:30,378	00:26,026	00:31,549	169,19	11:19:26
3	01:53,297	00:26,924	00:29,141	00:25,812	00:31,420	174,19	11:21:20
4	01:53,694	00:26,357	00:29,416	00:26,533	00:31,388	173,73	11:23:13



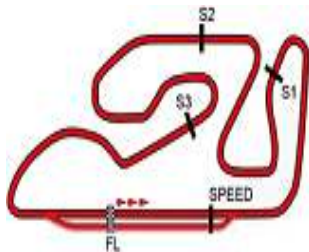


Circuit Ricardo Tormo

Cto. de ESPAÑA de SUPERBIKE

Velocidades máximas Ent. Libre 1 PreMoto3/Promo3

Nombre	Equipo/Club	Vehículo	Mejores 5 velocidades máximas					Media	Max.
28	MARTINEZ, MAXIMO	BEON	197,0	194,6	192,9	192,9	192,9	194,0	197,0
34	GRAS, Eitan	Austin Racing VHC Li	193,4	192,9	192,3	188,9	188,4	191,2	193,4
14	GUTIERREZ, Eduardo	QRG Motor Racing	193,4	192,3	191,2	190,6	190,0	191,5	193,4
58	ARMARIO, José L.	GM Fuel-VRC Team	192,9	192,3	191,7	187,8	187,8	190,5	192,9
8	GARCIA, Marco	IGAXTeam	192,3	190,6	190,0	189,5	188,4	190,1	192,3
69	BUJOSA, Fernando	M.Oliveira Fun Club	191,7	189,5	188,9	188,9	188,4	189,5	191,7
16	FUERTES, Alvaro	Fuertes Team	191,2	191,2	190,0	189,5	188,9	190,1	191,2
22	AUSTIN, Ben R.	Austin Racing VHC Li	190,6	185,7	183,1	183,1	182,5	185,0	190,6
20	RAINGARD, Yannis	BEON	190,0	189,5	188,9	187,3	186,7	188,5	190,0
3	VENTURINI, Pier .F	Academy GP	190,0	189,5	188,9	188,4	185,7	188,5	190,0
57	ROMERO, Rubén	Ilusion Team	188,9	183,6	183,1	182,5		184,5	188,9
10	CRUCES, Adrián	Cuna De Campeones	187,3	186,2	185,7	185,7	185,7	186,1	187,3
18	OLIVARES, Pablo	GM Fuel-VRC Team	185,7	182,5	182,0	181,5	181,5	182,7	185,7
11	GONZALEZ, David	Cuna De Campeones	182,0	174,7	174,2	173,3	173,3	175,5	182,0
37	AMER, Montague J.		180,0	179,0	178,5	177,5	177,5	178,5	180,0
98	SIEBDRATH, Mika	Cuna De Campeones	179,0	176,6	176,1	176,1	175,6	176,7	179,0
44	PEREZ, Mark	Cuna De Campeones	177,0	174,7	174,2	173,7	173,3	174,6	177,0
9	KASSIGIAN, Elliot	Cuna De Campeones	176,6	175,1	174,2	173,7	173,7	174,7	176,6
7	VIDAL, Xavi	Cuna De Campeones	176,6	175,1	174,7	174,2	172,8	174,7	176,6
95	KOVACS, Zoltan	MRE Talent	176,1	174,2	174,2	174,2	174,2	174,6	176,1
24	CHOTE, Jayant	Cuna De Campeones	175,6	175,1	174,2	173,7	173,3	174,4	175,6
54	RIOS, Jesús	MRE Talent	175,1	174,7	172,8	172,3	172,3	173,5	175,1
35	COVARRUBIAS, A.	PM Motorsport							
61	PONS, Joel	Cuna De Campeones							
49	MARTINEZ, Xavier	Cuna De Campeones							



Circuit Ricardo Tormo

Cto. de ESPAÑA de SUPERBIKE

Mejores vueltas Ent. Libre 1 PreMoto3/Promo3

Nombre	Equipo/Club	Vehículo	Mejores vueltas						Media
28 MARTINEZ, MAXIMO		BEON	01:44,648	01:44,694	01:44,792	01:44,846	01:44,982	01:44,792	
8 GARCIA, Marco	IGAXTeam	BEON	01:45,857	01:46,235	01:46,564	01:47,144	01:47,443	01:46,648	
16 FUERTES, Alvaro	Fuertes Team	BEON	01:46,328	01:46,756	01:46,849	01:46,961	01:47,016	01:46,782	
10 CRUCES, Adrián	Cuna De Campeones	MIR RACING	01:46,634	01:47,044	01:47,046	01:47,495	01:47,817	01:47,207	
3 VENTURINI, Pier .F	Academy GP		01:46,763	01:48,433	01:48,793	01:49,859	01:55,649	01:49,899	
34 GRAS, Eitan	Austin Racing VHC Li	BEON	01:47,161	01:47,173	01:48,197	01:48,440	01:49,756	01:48,145	
14 GUTIERREZ, Eduardo	QRG Motor Racing	BEON	01:48,199	01:48,284	01:48,419	01:49,091	01:49,313	01:48,661	
69 BUJOSA, Fernando	M.Oliveira Fun Club	BEON	01:48,279	01:48,467	01:48,470	01:49,014	01:53,020	01:49,450	
58 ARMARIO, José L.	GM Fuel-VRC Team	MIR RACING	01:48,694	01:49,103	01:49,188	01:50,016	01:50,497	01:49,499	
20 RAINGARD, Yannis		BEON	01:48,904	01:49,252	01:49,360	01:50,239	01:53,017	01:50,154	
22 AUSTIN, Ben R.	Austin Racing VHC Li	BEON	01:49,206	01:49,417	01:49,900	01:49,952	01:50,033	01:49,701	
54 RIOS, Jesús	MRE Talent	CORSE	01:49,773	01:50,017	01:50,159	01:50,228	01:50,389	01:50,113	
11 GONZALEZ, David	Cuna De Campeones	MIR RACING	01:49,804	01:49,809	01:49,925	01:50,437	01:51,661	01:50,327	
37 AMER, Montague J.			01:50,243	01:50,586	01:50,919	01:50,947	01:51,957	01:50,930	
24 CHOTE, Jayant	Cuna De Campeones	MIR RACING	01:50,322	01:51,142	01:51,636	01:51,666	01:51,766	01:51,306	
18 OLIVARES, Pablo	GM Fuel-VRC Team	MIR RACING	01:50,465	01:51,526	01:51,571	02:14,554	08:25,571	03:14,737	
7 VIDAL, Xavi	Cuna De Campeones	MIR RACING	01:50,501	01:50,758	01:51,350	01:51,404	01:52,316	01:51,265	
44 PEREZ, Mark	Cuna De Campeones	MIR RACING	01:50,779	01:51,456	01:51,507	01:51,836	01:52,032	01:51,522	
95 KOVACS, Zoltan	MRE Talent	CORSE	01:51,029	01:51,126	01:51,351	01:51,663	01:51,731	01:51,380	
98 SIEBRATH, Mika	Cuna De Campeones	MIR RACING	01:51,518	01:51,814	01:52,040	01:52,079	01:52,254	01:51,941	
57 ROMERO, Rubén	Ilusion Team	BEON	01:51,928	01:52,069	02:15,763			01:59,920	
9 KASSIGIAN, Elliot	Cuna De Campeones	MIR RACING	01:56,100	01:56,623	01:57,098	01:58,282	01:58,316	01:57,283	
49 MARTINEZ, Xavier	Cuna De Campeones	MIR RACING	03:40,294					03:40,294	